

### Fixed Income Daily Report

Friday, 14 April 2023 9:09:09 AM

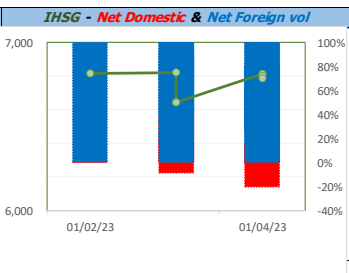
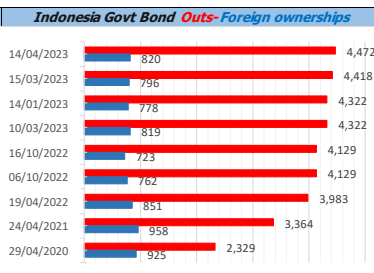
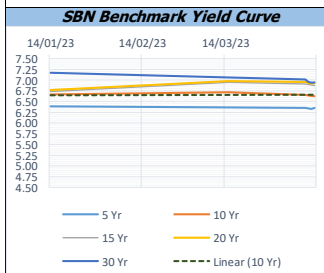
Global Market				Policy rates				
Indicator	price yesterday	TOD price	% chg.	Indicator	Date	Last	Prev.	Trend
USD/IDR Today	14880	14751	-0.87%	BI-7 DS RR		5.75	5.75	→
SGD/IDR Spot	11172	11132	-0.36%	BI - Depfac	3/16/2023	5.00	5.00	→
MYR/IDR Spot	3375	3352	-0.69%	BI - LF		6.50	6.50	→
SAR/IDR Spot	3931	3931	0.00%	US Fed's Current Range		5.00	4.75	↑
US - Dow Jones Industrial Average	33647	34030	1.13%	LPS IDR		4.25	4.00	↑
Tokyo - Nikkei 225	28157	28468	1.09%	LPS USD	03/01/2022	2.25	2.00	↑
Hong Kong - Hang Seng Index	20310	20344	0.17%	LPS BPR		6.75	6.50	↑
Singapore - Srait Time Index STI	3286	3295	0.26%					
Indonesia - IHSG	6799	6786	-0.20%					
WTI Crude Oil Future/ barrel (Apr. 2023)	69.33	69.33	0.00%					
Gold Spot \$/Oz	2042.22	2042.51	0.01%					
Ice Newcastle Coal/ metric ton	194.60	190.75	-2.02%					
Malaysia CPO Contract (MYR/Metric ton)	4170.00	4100.00	-1.71%					

Indonesia Economic Data (in US\$ Billion, or percentage)				
Indicator	Date	Last	Prev.	Trend
GDP (Gross Domestic Bruto)	12/31/2022	5.01	5.73	↓
CPI (YoY)	3/31/2023	4.97	5.47	↓
CPI Core (YoY)	3/31/2023	2.94	-4.85	↑
CPI (MoM)	2/28/2023	0.18	0.16	↑
Trade Balance (USD Billion)	2/28/2023	\$ 3,881	\$ 3,965	↓
Export Growth	2/28/2023	\$ 4.51	\$ 16.43	↓
Import Growth	2/28/2023	\$ -4.32	\$ 1.27	↓
Foreign Reserves	3/31/2023	\$ 145.20	\$ 140.31	↑
Balance of Payment	9/30/2022	\$ 4,544	\$ 3,858	↑

Foreign currency (US\$) and Money Market (Rp.)				
Tenor	Sett. Date	BID	OFFER	Gap.
TOD	4/14/2023	14,783	14,785	2.00
TOM	4/15/2023	14,785	14,787	2.15
SPOT	4/18/2023	14,785	14,787	2.15
NDF 1Mo.	5/19/2023	14,705	14,719	14.00
D-NDF 1Mo.	5/19/2023	15,175	14,950	-225.00
D-NDF 3Mo.	7/18/2023	14,706	14,733	27.00
1 Wk.	4/26/2023	14,787	14,790	2.90
2 Wk.	5/2/2023	14,790	14,793	3.28
1 Mo.	5/19/2023	14,794	14,798	3.59
2 Mo.	6/20/2023	14,803	14,810	7.00
3 Mo.	7/18/2023	14,813	14,818	5.00
6 Mo.	10/18/2023	14,841	14,850	8.89
1 Yr.	4/18/2024	14,901	14,923	22.00

Money Market Rates (ACT/360)									
RATE	O/N	1 Wk	2 Wk	1 Mo	2 Mo	3 Mo	6 Mo	9 Mo	1 Yr
INTERBANK (IDR)	5.59%	5.95%	6.10%	6.30%	5.79%	6.70%	6.80%	no data	no data
INTERBANK (USD)	no data	5.00%	no data	no data	no data	no data	no data	no data	no data
<b>INDONESIA</b>	<b>5.59%</b>								
SIBOR (SGD)	0.10%	0.14%	no data	0.17%	0.21%	0.25%	0.35%	0.47%	0.58%
LIBOR (USD)	4.81%	no data	no data	4.95%	no data	5.25%	5.34%	no data	5.37%
JIBOR (IDR)	5.59%	6.00%	no data	6.40%	no data	6.76%	6.88%	no data	7.08%

Indonesia Government Bond									
Seri	Coupon	Bid	Offer	Bid Yield	Day(s) to Next Coupon	Last Week	Last Month	Day(s) to maturity	Trend
FR0063	5.625	99.90	100.01	6.810	27	99.93	99.93	27 Hari	↓
FR0070	8.375	101.95	102.17	6.113	150	102.13	102.31	327 Hari	↓
FR0077	8.125	101.95	102.23	6.182	27	102.14	102.35	388 Hari	↓
FR0081	6.500	100.40	100.62	6.311	58	100.56	100.53	778 Hari	↓
FR0084	7.250	102.23	102.66	6.372	119	102.41	102.63	1020 Hari	↓
FR0090	5.125	96.11	96.48	6.241	180	96.23	96.06	1438 Hari	↓
FR0091	6.375	98.40	98.77	6.614	180	98.34	98.10	3240 Hari	↑
FR0092	7.125	101.76	102.26	6.956	58	101.59	101.39	6902 Hari	↑
FR0093	6.375	98.90	99.20	6.493	88	97.80	97.05	5131 Hari	↑
PBS011	8.750	100.89	101.16	5.990	119	101.03	101.06	117 Hari	↓
PBS012	8.875	112.45	112.70	6.924	27	112.58	112.58	3090 Hari	↓
PBS031	4.000	97.38	97.60	6.208	88	97.08	97.08	448 Hari	↓
PBS032	4.875	94.93	95.65	6.662	88	95.27	95.39	1168 Hari	↑
PBS029	6.375	95.05	95.64	7.016	150	95.03	95.64	3929 Hari	↑
PBS034	6.500	94.50	95.00	7.075	58	94.75	94.75	5821 Hari	↓
PBS033	6.750	94.74	95.91	7.212	58	95.17	94.75	8703 Hari	↓
<b>FR0095</b>	6.375	100.09	100.45	6.360	119	100.26	100.07	1919 Hari	↓
<b>FR0096</b>	7.000	102.66	102.93	6.633	119	102.50	101.62	3542 Hari	↑
<b>FR0098</b>	7.125	102.34	102.80	6.888	58	102.15	101.35	5461 Hari	↑
<b>FR0097</b>	7.125	102.08	102.56	6.935	58	101.96	101.25	7262 Hari	↑
<b>FR0089</b>	6.875	98.84	99.32	6.969	119	98.44	97.98	10204 Hari	↑
<b>PBS036</b>	5.375	97.89	97.95	6.360	119	97.97	97.83	838 Hari	↓
<b>PBS003</b>	6.000	98.30	98.90	6.515	88	98.60	98.25	1349 Hari	↓
<b>PBSG001</b>	6.625	99.90	100.57	6.643	150	100.25	100.25	2310 Hari	↓
<b>PBS037</b>	6.875	98.54	99.14	7.048	150	98.35	98.35	4650 Hari	↑
<b>PBS033</b>	6.750	94.74	95.91	7.212	58	95.17	94.73	8703 Hari	↓



Tim Riset:  
 Kemas Yudhio - Dealer FI - Ext.7952 - kemas.yudhio@banksumselbabel.com  
 Disclaimer/ Pernyataan bebas tanggung jawab: Semua data dalam lembaran ini hanya dipergunakan sebagai informasi. Kinerja masa lalu bukan merupakan indikasi kinerja masa depan atau perkiraan performa atas suatu instrumen. Informasi yang dimuat dalam lembaran ini diperoleh dari sumber yang dapat dipercaya, namun BPD Sumsel Babel tidak menjamin ketepatan atau akurat. Data, opini dan perkiraan yang diungkapkan dapat berubah tanpa pemberitahuan dan BPD Sumsel Babel tetap menaati setiap dan semua tanggung jawab atas pernyataan dan jaminan, terurut maupun terurut, yang tercantum di sini, atau yang tidak dicantumkan.