

Fixed Income Daily Report

Monday, 17 April 2023 9:37:32 AM

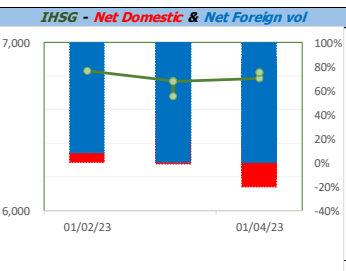
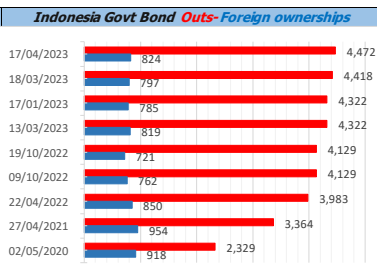
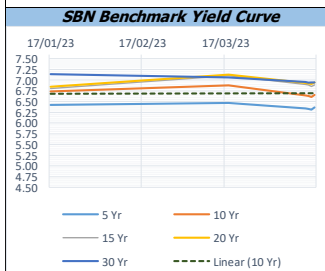
Global Market				Policy rates				
Indicator	price yesterday	TOD price	% chg.	Indicator	Date	Last	Prev.	Trend
USD/IDR Today	14700	14770	0.47%	BI-7 DS RR		5.75	5.75	→
SGD/IDR Spot	11132	11094	-0.34%	BI - Depfac	3/16/2023	5.00	5.00	→
MYR/IDR Spot	3340	3341	0.02%	BI - LF		6.50	6.50	→
SAR/IDR Spot	3921	3923	0.05%	US Fed's Current Range		5.00	4.75	↑
US - Dow Jones Industrial Average	34030	33886	-0.42%	LPS IDR		4.25	4.00	↑
Tokyo - Nikkei 225	28493	28467	-0.09%	LPS USD	03/01/2022	2.25	2.00	↑
Hong Kong - Hang Seng Index	20439	20504	0.32%	LPS BPR		6.75	6.50	↑
Singapore - Srait Time Index STI	3303	3307	0.13%					
Indonesia - IHSG	6819	6819	0.01%					
WTI Crude Oil Future/ barrel (Apr. 2023)	69.33	69.33	0.00%					
Gold Spot \$/Oz	2004.27	2004.63	0.02%					
Ice Newcastle Coal/ metric ton	190.75	188.00	-1.46%					
Malaysia CPO Contract (MYR/Metric ton)	4100.00	4100.00	0.00%					

Indonesia Economic Data (in US\$ Billion, or percentage)				
Indicator	Date	Last	Prev.	Trend
GDP (Gross Domestic Bruto)	12/31/2022	5.01	5.73	↓
CPI (YoY)	3/31/2023	4.97	5.47	↓
CPI Core (YoY)	3/31/2023	2.94	-4.85	↑
CPI (MoM)	2/28/2023	0.18	0.16	↑
Trade Balance (USD Billion)	2/28/2023	\$ 3,881	\$ 3,965	↓
Export Growth	2/28/2023	\$ 4.51	\$ 16.43	↓
Import Growth	2/28/2023	\$ -4.32	\$ 1.27	↓
Foreign Reserves	3/31/2023	\$ 145.20	\$ 140.31	↑
Balance of Payment	9/30/2022	\$ 4,544	\$ 3,858	↑

Foreign currency (US\$) and Money Market (Rp.)				
Tenor	Sett. Date	BID	OFFER	Gap.
TOD	4/17/2023	14,750	14,780	30.00
TOM	4/18/2023	14,750	14,781	30.20
SPOT	4/26/2023	14,750	14,781	30.20
NDF 1Mo.	5/26/2023	14,799	14,832	33.00
D-NDF 1Mo.	5/26/2023	15,175	14,950	-225.00
D-NDF 3Mo.	7/26/2023	14,810	14,825	15.00
1 Wk.	5/3/2023	14,754	14,785	31.25
2 Wk.	5/10/2023	14,756	14,787	30.40
1 Mo.	5/26/2023	14,761	14,796	35.00
2 Mo.	6/26/2023	14,774	14,809	35.00
3 Mo.	7/26/2023	14,778	14,815	37.00
6 Mo.	10/26/2023	14,813	14,853	40.00
1 Yr.	4/26/2024	14,890	14,930	40.00

Money Market Rates (ACT/360)									
RATE	O/N	1 Wk	2 Wk	1 Mo	2 Mo	3 Mo	6 Mo	9 Mo	1 Yr
INTERBANK (IDR)	5.55%	6.17%	6.22%	6.38%	6.53%	6.58%	6.75%	no data	no data
INTERBANK (USD)	no data	5.00%	no data	no data	no data	no data	no data	no data	no data
INDONESIA	5.55%								
SIBOR (SGD)	0.10%	0.14%	no data	0.17%	0.21%	0.25%	0.35%	0.47%	0.58%
LIBOR (USD)	4.81%	no data	no data	4.96%	no data	5.26%	5.31%	no data	5.27%
JIBOR (IDR)	5.55%	6.03%	no data	6.40%	no data	6.76%	6.88%	no data	7.08%

Indonesia Government Bond									
Seri	Coupon	Bid	Offer	Bid Yield	Day(s) to Next Coupon	Last Week	Last Month	Day(s) to maturity	Trend
FR0063	5.625	99.92	100.01	6.905	19	99.94	99.93	19 Hari	↓
FR0070	8.375	101.94	102.16	6.171	142	102.05	102.31	320 Hari	↓
FR0077	8.125	101.96	102.43	6.255	19	102.08	102.35	380 Hari	↓
FR0081	6.500	100.36	100.71	6.336	50	100.52	100.53	770 Hari	↓
FR0084	7.250	102.24	102.63	6.374	111	102.45	102.63	1012 Hari	↓
FR0090	5.125	96.05	96.48	6.256	172	96.32	96.06	1430 Hari	↓
FR0091	6.375	98.26	98.82	6.629	172	98.55	98.10	3232 Hari	↓
FR0092	7.125	101.84	102.30	6.948	50	102.07	101.39	6894 Hari	↓
FR0093	6.375	97.35	98.35	6.665	80	98.93	97.05	5123 Hari	↓
PBS011	8.750	100.89	101.16	5.990	111	101.06	101.06	109 Hari	↓
PBS012	8.875	113.00	113.50	6.841	19	112.58	112.58	3082 Hari	↑
PBS031	4.000	97.38	97.60	6.208	80	97.49	97.08	440 Hari	↓
PBS032	4.875	94.86	95.76	6.658	80	95.31	95.39	1160 Hari	↓
PBS029	6.375	95.08	95.65	7.027	142	95.36	95.64	3922 Hari	↓
PBS034	6.500	94.30	95.00	7.098	50	94.75	94.75	5813 Hari	↓
PBS033	6.750	94.75	95.76	7.211	50	95.26	94.75	8695 Hari	↓
FR0095	6.375	100.03	100.40	6.376	111	100.22	100.07	1911 Hari	↓
FR0096	7.000	102.51	103.01	6.682	111	102.65	101.62	3534 Hari	↓
FR0098	7.125	102.25	102.77	6.906	50	102.51	101.35	5453 Hari	↓
FR0097	7.125	102.06	102.55	6.934	50	102.27	101.25	7254 Hari	↓
FR0089	6.875	98.93	99.53	6.964	111	99.19	97.98	10196 Hari	↓
PBS036	5.375	97.87	97.99	6.366	111	97.93	97.83	830 Hari	↓
PBS003	6.000	98.10	99.10	6.581	80	98.60	98.25	1341 Hari	↓
PBSG001	6.625	99.90	100.57	6.643	142	100.25	100.25	2302 Hari	↓
PBS037	6.875	98.57	99.37	7.045	142	98.97	98.35	4643 Hari	↓
PBS033	6.750	94.75	95.76	7.211	50	95.26	94.73	8695 Hari	↓



Tim Riset:
 Kemas Yudhio - Dealer FI - Ext.7952 - kemas.yudhio@banksumselbabel.com
 Disclaimer/ Pernyataan bebas tanggung jawab: Semua data dalam lembar ini hanya dipergunakan sebagai informasi. Kinerja masa lalu bukan merupakan indikasi kinerja masa depan atau perkiraan performa atas suatu instrumen. Informasi yang dimuat dalam lembar ini diperoleh dari sumber yang dapat dipercaya, namun BPD Sumsel Babel tidak menjamin ketepatan atau akurat. Data, opini dan perkiraan yang diungkapkan dapat berubah tanpa pemberitahuan dan BPD Sumsel Babel tetap meniadakan setiap dan semua tanggung jawab atas pernyataan dan jaminan, terurut maupun terurut, yang tercantum di sini, atau yang tidak dicantumkan.