

### Fixed Income Daily Report

Tuesday, 18 April 2023 9:03:13 AM

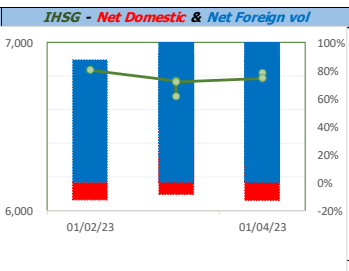
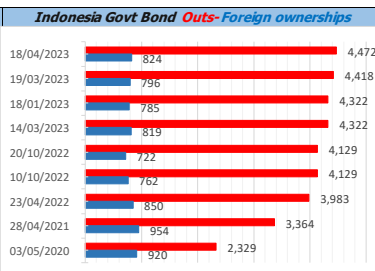
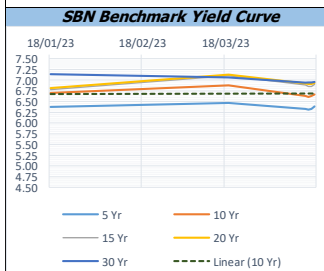
Global Market				Policy rates				
Indicator	price yesterday	TOD price	% chg.	Indicator	Date	Last	Prev.	Trend
USD/IDR Today	14700	14790	0.61%	BI-7 DS RR		5.75	5.75	→
SGD/IDR Spot	11094	11120	0.23%	BI - Depfac	3/16/2023	5.00	5.00	→
MYR/IDR Spot	3340	3348	0.22%	BI - LF		6.50	6.50	→
SAR/IDR Spot	3935	3944	0.23%	US Fed's Current Range		5.00	4.75	↑
US - Dow Jones Industrial Average	33886	33987	0.30%	LPS IDR		4.25	4.00	↑
Tokyo - Nikkei 225	28515	28590	0.26%	LPS USD	03/01/2022	2.25	2.00	↑
Hong Kong - Hang Seng Index	20439	20782	1.65%	LPS BPR		6.75	6.50	↑
Singapore - Srait Time Index STI	3319	3311	-0.26%					
Indonesia - IHSG	6819	6788	-0.46%					
WTI Crude Oil Future/ barrel (Apr. 2023)	69.33	69.33	0.00%					
Gold Spot \$/Oz	1996.26	1996.66	0.02%					
Ice Newcastle Coal/ metric ton	188.00	187.00	-0.53%					
Malaysia CPO Contract (MYR/Metric ton)	4100.00	4100.00	0.00%					

Indonesia Economic Data (in US\$ Billion, or percentage)				
Indicator	Date	Last	Prev.	Trend
GDP (Gross Domestic Bruto)	12/31/2022	5.01	5.73	↓
CPI (YoY)	3/31/2023	4.97	5.47	↓
CPI Core (YoY)	3/31/2023	2.94	-4.85	↑
CPI (MoM)	2/28/2023	0.18	0.16	↑
Trade Balance (USD Billion)	3/31/2023	\$ 2,910	\$ 5,462	↓
Export Growth	3/31/2023	\$ -11.33	\$ 4.44	↓
Import Growth	3/31/2023	\$ -6.26	\$ -4.32	↓
Foreign Reserves	3/31/2023	\$ 145.20	\$ 140.31	↑
Balance of Payment	9/30/2022	\$ 4,544	\$ 3,858	↑

Foreign currency (US\$) and Money Market (Rp.)				
Tenor	Sett. Date	BID	OFFER	Gap.
TOD	4/18/2023	14,780	14,785	5.00
TOM	4/19/2023	14,783	14,790	6.50
SPOT	4/27/2023	14,783	14,790	6.50
NDF 1Mo.	5/30/2023	14,841	14,851	10.00
D-NDF 1Mo.	5/30/2023	15,175	14,950	-225.00
D-NDF 3Mo.	7/27/2023	14,854	14,871	17.00
1 Wk.	5/4/2023	14,783	14,789	5.70
2 Wk.	5/11/2023	14,786	14,793	6.68
1 Mo.	5/30/2023	14,793	14,801	7.50
2 Mo.	6/27/2023	14,802	14,812	10.00
3 Mo.	7/27/2023	14,811	14,819	8.00
6 Mo.	10/27/2023	14,840	14,855	15.00
1 Yr.	4/29/2024	14,899	14,925	26.25

Money Market Rates (ACT/360)									
RATE	O/N	1 Wk	2 Wk	1 Mo	2 Mo	3 Mo	6 Mo	9 Mo	1 Yr
INTERBANK (IDR)	5.65%	6.13%	6.10%	6.30%	5.79%	6.70%	6.80%	no data	no data
INTERBANK (USD)	no data	5.00%	no data	no data	no data	no data	no data	no data	no data
<b>INDONESIA</b>	<b>5.65%</b>								
SIBOR (SGD)	0.10%	0.14%	no data	0.17%	0.21%	0.25%	0.35%	0.47%	0.58%
LIBOR (USD)	4.81%	no data	no data	4.96%	no data	5.26%	5.31%	no data	5.27%
JIBOR (IDR)	5.65%	6.01%	no data	6.40%	no data	6.76%	6.88%	no data	7.08%

Indonesia Government Bond									
Seri	Coupon	Bid	Offer	Bid Yield	Day(s) to Next Coupon	Last Week	Last Month	Day(s) to maturity	Trend
FR0063	5.625	99.91	100.03	7.265	18	99.94	99.93	18 Hari	↓
FR0070	8.375	101.92	102.14	6.085	141	102.05	102.31	319 Hari	↓
FR0077	8.125	101.99	102.24	6.101	18	102.08	102.35	379 Hari	↓
FR0081	6.500	100.40	100.63	6.276	49	100.52	100.53	769 Hari	↓
FR0084	7.250	102.09	102.62	6.417	110	102.45	102.63	1011 Hari	↓
FR0090	5.125	96.03	96.44	6.281	171	96.32	96.06	1429 Hari	↓
FR0091	6.375	98.13	98.54	6.660	171	98.55	98.10	3231 Hari	↓
FR0092	7.125	101.68	102.18	6.964	49	102.07	101.39	6893 Hari	↓
FR0093	6.375	98.80	99.05	6.505	79	98.93	97.05	5122 Hari	↓
PBS011	8.750	100.86	100.95	5.784	110	101.03	101.06	108 Hari	↓
PBS012	8.875	112.45	112.70	6.921	18	112.58	112.58	3081 Hari	↓
PBS031	4.000	97.38	97.60	6.208	79	97.49	97.08	439 Hari	↓
PBS032	4.875	94.96	95.70	6.668	79	95.31	95.39	1159 Hari	↓
PBS029	6.375	95.24	95.83	7.007	141	95.36	95.64	3921 Hari	↓
PBS034	6.500	94.50	95.00	7.076	49	94.75	94.75	5812 Hari	↓
PBS033	6.750	94.75	95.76	7.211	49	95.26	94.75	8694 Hari	↓
<b>FR0095</b>	6.375	99.93	100.32	6.387	110	100.22	100.07	1910 Hari	↓
<b>FR0096</b>	7.000	102.40	102.70	6.664	110	102.65	101.62	3533 Hari	↓
<b>FR0098</b>	7.125	102.03	102.53	6.909	49	102.51	101.35	5452 Hari	↓
<b>FR0097</b>	7.125	101.96	102.46	6.945	49	102.27	101.25	7253 Hari	↓
<b>FR0089</b>	6.875	98.86	99.35	6.977	110	99.19	97.98	10195 Hari	↓
<b>PBS036</b>	5.375	97.75	98.06	6.399	110	97.93	97.83	829 Hari	↓
<b>PBS003</b>	6.000	98.30	98.75	6.518	79	98.60	98.25	1340 Hari	↓
<b>PBSG001</b>	6.625	100.20	100.35	6.584	141	100.28	100.28	2301 Hari	↓
<b>PBS037</b>	6.875	98.61	99.28	7.039	141	98.97	98.35	4642 Hari	↓
<b>PBS033</b>	6.750	94.75	95.76	7.211	49	95.26	94.73	8694 Hari	↓



Tim Riset:  
 Kemas Yudhio - Dealer FI - Ext.7952 - kemas.yudhio@banksumselbabel.com  
 Disclaimer/ Pernyataan bebas tanggung jawab: Semua data dalam lembaran ini hanya dipergunakan sebagai informasi. Kinerja masa lalu bukan merupakan indikasi kinerja masa depan atau perkiraan performa atas suatu instrumen. Informasi yang dimuat dalam lembaran ini diperoleh dari sumber yang dapat dipercaya, namun BPD Sumsel Babel tidak menjamin ketepatan atau akurat. Data, opini dan perkiraan yang diungkapkan dapat berubah tanpa pemberitahuan dan BPD Sumsel Babel tetap menaati setiap dan semua tanggung jawab atas pernyataan dan jaminan, terurut maupun terbalik, yang tercantum di sini, atau yang tidak dicantumkan.