

Fixed Income Daily Report

Thursday, 04 May 2023 9:09:26 AM

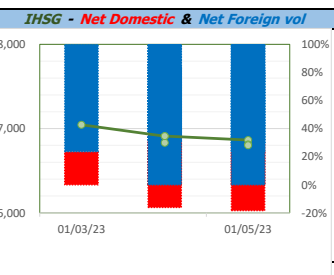
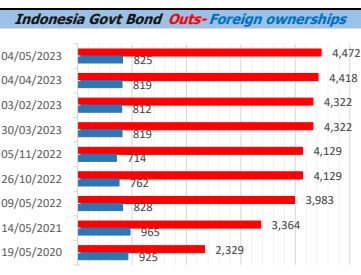
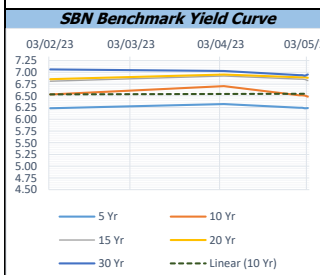
Global Market				Policy rates				
Indicator	price yesterday	TOD price	% chg.	Indicator	Date	Last	Prev.	Trend
USD/IDR Today	14685	14595	-0.62%	BI-7 DS RR		5.75	5.75	→
SGD/IDR Spot	11019	11004	-0.13%	BI - Depfac	4/18/2023	5.00	5.00	→
MYR/IDR Spot	3297	3299	0.06%	BI - LF		6.50	6.50	→
SAR/IDR Spot	3916	3915	-0.03%	US Fed's Current Range		5.25	5.00	↑
US - Dow Jones Industrial Average	33685	33414	-0.81%	LPS IDR		4.25	4.00	↑
Tokyo - Nikkei 225	29123	29158	0.12%	LPS USD	03/01/2022	2.25	2.00	↑
Hong Kong - Hang Seng Index	19699	19758	0.30%	LPS BPR		6.75	6.50	↑
Singapore - Srait Time Index STI	3262	3255	-0.22%					
Indonesia - IHSG	6813	6802	-0.16%					
WTI Crude Oil Future/ barrel (May. 2023)	77.29	77.29	0.00%					
Gold Spot \$/Oz	2045.10	2045.55	0.02%					
Ice Newcastle Coal/ metric ton	187.55	180.60	-3.85%					
Malaysia CPO Contract (MYR/Metric ton)	4016.00	4019.00	0.07%					

Indonesia Economic Data (in US\$ Billion, or percentage)				
Indicator	Date	Last	Prev.	Trend
GDP (Gross Domestic Bruto)	12/31/2022	5.01	5.73	↓
CPI (YoY)	4/30/2023	4.33	4.97	↓
CPI Core (YoY)	4/30/2023	2.83	-3.74	↑
CPI (MoM)	3/31/2023	0.33	0.18	↑
Trade Balance (USD Billion)	3/31/2023	\$ 2,910	\$ 5,462	↓
Export Growth	3/31/2023	\$ -11.33	\$ 4.44	↓
Import Growth	3/31/2023	\$ -6.26	\$ -4.32	↓
Foreign Reserves	3/31/2023	\$ 145.20	\$ 140.31	↑
Balance of Payment	9/30/2022	\$ 4,544	\$ 3,858	↑

Foreign currency (US\$) and Money Market (Rp.)				
Tenor	Sett. Date	BID	OFFER	Gap.
TOD	5/4/2023	14,590	14,600	10.00
TOM	5/5/2023	14,590	14,601	10.30
SPOT	5/8/2023	14,590	14,601	10.30
NDF 1Mo.	6/8/2023	14,608	14,620	12.00
D-NDF 1Mo.	6/8/2023	15,175	14,950	-225.00
D-NDF 3Mo.	8/8/2023	14,626	14,636	10.00
1 Wk.	5/15/2023	14,593	14,604	11.00
2 Wk.	5/22/2023	14,595	14,607	12.00
1 Mo.	6/8/2023	14,600	14,611	11.00
2 Mo.	7/10/2023	14,608	14,622	14.00
3 Mo.	8/8/2023	14,618	14,633	14.57
6 Mo.	11/8/2023	14,644	14,662	17.50
1 Yr.	5/8/2024	14,710	14,738	28.21

Money Market Rates (ACT/360)									
RATE	O/N	1 Wk	2 Wk	1 Mo	2 Mo	3 Mo	6 Mo	9 Mo	1 Yr
INTERBANK (IDR)	5.61%	5.96%	6.33%	6.38%	6.53%	6.58%	6.75%	no data	no data
INTERBANK (USD)	no data	5.00%	no data	no data	no data	no data	no data	no data	no data
INDONESIA	5.61%								
SIBOR (SGD)	0.10%	0.14%	no data	0.17%	0.21%	0.25%	0.35%	0.47%	0.58%
LIBOR (USD)	4.81%	no data	no data	5.09%	no data	5.34%	5.43%	no data	5.44%
JIBOR (IDR)	5.61%	6.00%	no data	6.40%	no data	6.76%	6.88%	no data	7.08%

Indonesia Government Bond										
Seri	Coupon	Bid	Offer	Bid Yield	Day(s) to Next Coupon	Last Week	Last Month	Day(s) to maturity	Trend	
FR0063	5.625	99.95	100.07	7.439	7	99.97	99.97	7 Hari	↓	
FR0070	8.375	101.95	102.12	6.005	130	101.97	101.97	308 Hari	↓	
FR0077	8.125	101.99	102.21	6.093	7	102.09	102.09	368 Hari	↓	
FR0081	6.500	100.62	100.89	6.179	38	100.72	100.72	758 Hari	↓	
FR0084	7.250	102.50	102.87	6.250	99	102.50	102.50	1000 Hari	↑	
FR0090	5.125	96.38	96.69	6.171	160	96.47	96.47	1418 Hari	↓	
FR0091	6.375	99.08	99.48	6.509	160	99.05	99.05	3220 Hari	↑	
FR0092	7.125	101.75	102.52	6.957	38	102.04	102.04	6882 Hari	↑	
FR0093	6.375	97.50	98.50	6.649	68	97.53	97.53	5111 Hari	↓	
PBS011	8.750	100.77	101.33	5.860	99	100.88	100.88	98 Hari	↓	
PBS012	8.875	113.00	113.50	6.836	7	112.58	112.58	3070 Hari	↑	
PBS031	4.000	97.21	97.61	6.452	68	97.53	97.53	428 Hari	↓	
PBS032	4.875	94.95	95.54	6.653	68	95.34	95.34	1148 Hari	↓	
PBS029	6.375	95.50	95.90	6.972	130	95.50	95.50	3910 Hari	→	
PBS034	6.500	94.30	95.00	7.099	38	94.75	94.75	5801 Hari	↑	
PBS033	6.750	96.65	97.33	7.040	38	96.37	94.75	8683 Hari	↑	
FR0095	6.375	100.67	101.10	6.205	99	100.56	100.56	1900 Hari	↑	
FR0096	7.000	103.74	104.11	6.466	99	103.48	103.48	3522 Hari	↑	
FR0098	7.125	102.96	103.32	6.805	38	102.51	102.51	5441 Hari	↑	
FR0097	7.125	102.66	103.04	6.878	38	102.49	102.49	7242 Hari	↓	
FR0089	6.875	98.91	99.46	6.962	99	99.13	99.13	10185 Hari	↓	
PBS036	5.375	98.08	98.27	6.286	99	97.95	97.95	819 Hari	↑	
PBS003	6.000	98.00	98.50	6.617	68	98.50	98.50	1330 Hari	↓	
PBSG001	6.625	99.75	100.25	6.672	130	100.28	100.28	2290 Hari	↓	
PBS037	6.875	99.43	99.90	6.942	130	99.60	99.60	4631 Hari	↓	
PBS033	6.750	96.65	97.33	7.040	38	96.37	96.37	8683 Hari	↑	



Tim Riset:
Kemas Yudhio - Dealer FI - Ext.7952 - kemas.yudhio@banksumselbabel.com

Disclaimer/ Pernyataan bebas tanggung jawab: Semua data dalam lembaran ini hanya dipergunakan sebagai informasi. Kinerja masa lalu bukan merupakan indikasi kinerja masa depan atau perkiraan performa atas suatu instrumen. Informasi yang dimuat dalam lembar ini diperoleh dari sumber yang dapat dipercaya, namun BPD Sumsel Babel tidak menjamin kelengkapan atau akurat. Data, opini dan perkiraan yang diungkapkan dapat berubah tanpa pemberitahuan dan BPD Sumsel Babel tegas menolak setiap dan semua tanggung jawab atas pernyataan dan jaminan, tersurat maupun tersirat, yang tercantum di sini, atau yang tidak dicantumkan.