



Fixed Income Daily Report

Tuesday, 23 May 2023 9:57:08 AM

Global Market				
Indicator	price yesterday	TOD price	% chg.	
USD/IDR Today	14890	14900	0.07%	
SGD/IDR Spot	11068	11070	0.02%	
MYR/IDR Spot	3272	3268	-0.13%	
SAR/IDR Spot	3971	3970	-0.03%	
US - Dow Jones Industrial Average	33427	33287	-0.42%	
Tokyo - Nikkei 225	31087	31286	0.64%	
Hong Kong - Hang Seng Index	19678	19621	-0.29%	
Singapore - Srait Time Index STI	3211	3224	0.40%	
Indonesia - IHSG	6730	6761	0.46%	
WTI Crude Oil Future/ barrel (May. 2023)	77.29	77.29	0.00%	
Gold Spot \$/Oz	1963.63	1963.94	0.02%	
Ice Newcastle Coal/ metric ton	162.25	160.35	-1.18%	
Malaysia CPO Contract (MYR/Metric ton)	3843.00	3843.00	0.00%	

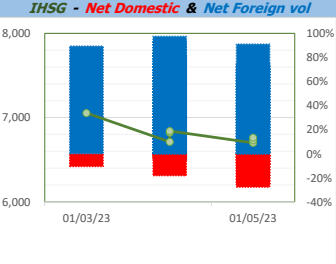
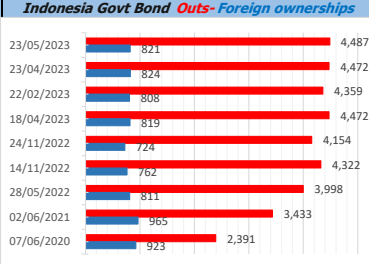
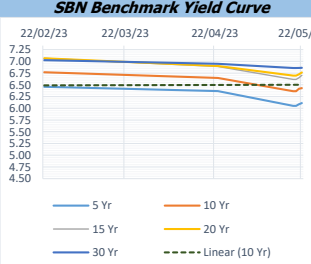
Policy rates				
Indicator	Date	Last	Prev.	Trend
BI-7 DS RR		5.75	5.75	→
BI - Depfac	4/18/2023	5.00	5.00	→
BI - LF		6.50	6.50	→
US Fed's Current Range		5.25	5.00	↑
LPS IDR		4.25	4.00	↑
LPS USD	03/01/2022	2.25	2.00	↑
LPS BPR		6.75	6.50	↑

Indonesia Economic Data (in US\$ Billion, or percentage)				
Indicator	Date	Last	Prev.	Trend
GDP (Gross Domestic Bruto)	3/31/2023	5.03	5.01	↑
CPI (YoY)	4/30/2023	4.33	4.97	↓
CPI Core (YoY)	4/30/2023	2.83	-3.74	↓
CPI (MoM)	3/31/2023	0.33	0.18	↑
Trade Balance (USD Billion)	4/30/2023	\$ 3,940	\$ 2,828	↑
Export Growth	4/30/2023	\$ -29.40	\$ -11.63	↓
Import Growth	4/30/2023	\$ -22.32	\$ -6.26	↓
Foreign Reserves	4/30/2023	\$ 144.20	\$ 145.19	↓
Balance of Payment	9/30/2022	\$ 4,544	\$ 3,858	↑

Foreign currency (US\$) and Money Market (Rp.)				
Tenor	Sett. Date	BID	OFFER	Gap.
TOD	5/23/2023	14,897	14,900	3.00
TOM	5/24/2023	14,897	14,900	3.19
SPOT	5/25/2023	14,897	14,900	3.19
NDF 1Mo.	6/26/2023	14,888	14,899	11.00
D-NDF 1Mo.	6/26/2023	15,175	14,950	-225.00
D-NDF 3Mo.	8/25/2023	14,913	14,924	11.00
1 Wk.	6/5/2023	14,898	14,902	3.30
2 Wk.	6/8/2023	14,899	14,903	4.19
1 Mo.	6/26/2023	14,902	14,907	4.88
2 Mo.	7/25/2023	14,907	14,915	8.00
3 Mo.	8/25/2023	14,914	14,922	8.00
6 Mo.	11/27/2023	14,938	14,948	10.00
1 Yr.	5/28/2024	15,000	15,020	20.50

Money Market Rates (ACT/360)									
RATE	O/N	1 Wk	2 Wk	1 Mo	2 Mo	3 Mo	6 Mo	9 Mo	1 Yr
INTERBANK (IDR)	5.56%	6.00%	6.18%	6.35%	5.79%	6.70%	6.80%	no data	no data
INTERBANK (USD)	no data	5.00%	no data	no data	no data	no data	no data	no data	no data
INDONESIA	5.56%								
SIBOR (SGD)	0.10%	0.14%	no data	0.17%	0.21%	0.25%	0.35%	0.47%	0.58%
LIBOR (USD)	5.07%	no data	no data	5.14%	no data	5.39%	5.47%	no data	5.44%
JIBOR (IDR)	5.56%	6.00%	no data	6.40%	no data	6.76%	6.88%	no data	7.08%

Indonesia Government Bond										
Seri	Coupon	Bid	Offer	Bid Yield	Day(s) to Next Coupon	Last Week	Last Month	Day(s) to maturity	Trend	
FR0064	6.125	100.07	100.40	6.089	174	100.29	99.42	1792 Hari	↓	↓
FR0070	8.375	101.96	102.11	5.865	113	102.00	101.97	291 Hari	↓	↓
FR0077	8.125	102.02	102.30	5.940	174	102.21	102.09	351 Hari	↓	↓
FR0081	6.500	101.14	101.37	5.908	21	101.18	100.72	742 Hari	↓	↓
FR0084	7.250	102.65	103.01	6.173	82	102.81	102.50	983 Hari	↓	↓
FR0090	5.125	97.12	97.41	5.977	143	97.18	96.47	1402 Hari	↓	↓
FR0091	6.375	99.55	99.86	6.457	143	99.75	99.05	3204 Hari	↓	↓
FR0092	7.125	103.01	103.19	6.841	21	102.10	102.04	6866 Hari	↑	↑
FR0093	6.375	98.30	99.50	6.560	51	100.85	97.53	5094 Hari	↓	↓
PBS011	8.750	100.63	100.70	5.849	82	100.70	100.91	81 Hari	↓	↓
PBS012	8.875	113.00	113.50	6.828	174	112.58	112.58	3054 Hari	↑	↑
PBS031	4.000	97.70	98.00	6.112	51	97.85	97.50	411 Hari	↓	↓
PBS032	4.875	96.13	96.88	6.248	51	95.24	95.34	1131 Hari	↑	↑
PBS029	6.375	95.50	95.90	6.973	113	95.13	95.50	3893 Hari	↑	↑
PBS034	6.500	94.75	95.25	7.051	21	94.75	94.75	5785 Hari	→	→
PBS033	6.750	98.57	99.36	6.872	21	99.07	94.75	8667 Hari	↓	↓
FR0095	6.375	101.17	101.47	6.115	82	101.27	100.56	1883 Hari	↓	↓
FR0096	7.000	103.98	104.39	6.440	82	104.16	103.48	3505 Hari	↓	↓
FR0098	7.125	103.99	104.36	6.701	21	104.48	102.51	5425 Hari	↓	↓
FR0097	7.125	103.88	104.42	6.768	21	104.36	102.49	7226 Hari	↓	↓
FR0089	6.875	99.82	100.36	6.888	82	99.98	99.13	10168 Hari	↓	↓
PBS036	5.375	98.51	98.88	6.094	82	98.73	97.95	802 Hari	↓	↓
PBS003	6.000	99.60	99.80	6.121	51	99.58	98.50	1313 Hari	↑	↑
PBSG001	6.625	100.95	101.60	6.437	113	100.24	100.24	2273 Hari	↑	↑
PBS037	6.875	100.51	101.03	6.813	113	100.86	99.60	4614 Hari	↓	↓
PBS033	6.750	98.57	99.36	6.872	21	99.07	96.37	8667 Hari	↓	↓



Tim Riset:
 Kemas Yudhio - Dealer FI - Ext.7952 - kemas.yudhio@banksumselbabel.com
 Disclaimer/ Pernyataan bebas tanggung jawab: Semua data dalam lembaran ini hanya dipergunakan sebagai informasi. Kinerja masa lalu bukan merupakan indikasi kinerja masa depan atau perkiraan performa atas suatu instrumen. Informasi yang dimuat dalam lembar ini diperoleh dari sumber yang dapat dipercaya, namun BPD Sumsel Babel tidak menjamin kelengkapan atau akurat. Data, opini dan perkiraan yang diungkapkan dapat berubah tanpa pemberitahuan dan BPD Sumsel Babel tetap meniadakan setiap dan semua tanggung jawab atas pernyataan dan jaminan, tersurat maupun tersirat, yang tercantum di sini, atau yang tidak dicantumkan.