

Fixed Income Daily Report

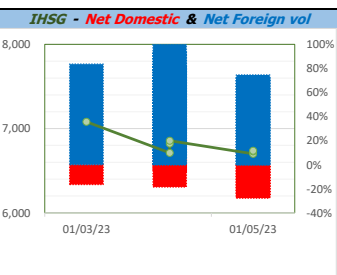
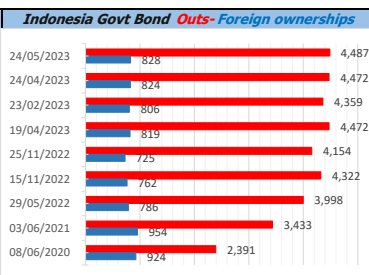
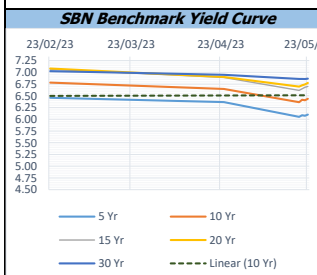
Wednesday, 24 May 2023 9:11:23 AM

Global Market				Policy rates				
Indicator	price yesterday	TOD price	% chg.	Indicator	Date	Last	Prev.	Trend
USD/IDR Today	14890	14880	-0.07%	BI-7 DS RR		5.75	5.75	↔
SGD/IDR Spot	11068	11057	-0.10%	BI - Depfac	4/18/2023	5.00	5.00	↔
MYR/IDR Spot	3272	3257	-0.47%	BI - LF		6.50	6.50	↔
SAR/IDR Spot	3967	3969	0.05%	US Fed's Current Range		5.25	5.00	↑
US - Dow Jones Industrial Average	33287	33056	-0.70%	LPS IDR		4.25	4.00	↑
Tokyo - Nikkei 225	30958	30728	-0.75%	LPS USD	03/01/2022	2.25	2.00	↑
Hong Kong - Hang Seng Index	19678	19431	-1.27%	LPS BPR		6.75	6.50	↑
Singapore - Srait Time Index STI	3218	3208	-0.30%					
Indonesia - IHSG	6730	6737	0.10%					
WTI Crude Oil Future/ barrel (May. 2023)	77.29	77.29	0.00%					
Gold Spot \$/Oz	1973.61	1973.91	0.02%					
Ice Newcastle Coal/ metric ton	160.35	160.00	-0.22%					
Malaysia CPO Contract (MYR/Metric ton)	3850.00	3850.00	0.00%					

Indonesia Economic Data (in US\$ Billion, or percentage)					Foreign currency (US\$) and Money Market (Rp.)				
Indicator	Date	Last	Prev.	Trend	Tenor	Sett. Date	BID	OFFER	Gap.
GDP (Gross Domestic Bruto)	3/31/2023	5.03	5.01	↑	TOD	5/24/2023	14,875	14,885	10.00
CPI (YoY)	4/30/2023	4.33	4.97	↓	TOM	5/25/2023	14,875	14,885	10.15
CPI Core (YoY)	4/30/2023	2.83	-3.74	↓	SPOT	5/26/2023	14,875	14,885	10.15
CPI (MoM)	3/31/2023	0.33	0.18	↑	NDF 1Mo.	6/26/2023	14,903	14,920	17.00
Trade Balance (USD Billion)	4/30/2023	\$ 3,940	\$ 2,828	↑	D-NDF 1Mo.	6/26/2023	15,175	14,950	-225.00
Export Growth	4/30/2023	\$ -29.40	\$ -11.63	↓	D-NDF 3Mo.	8/28/2023	14,924	14,946	22.00
Import Growth	4/30/2023	\$ -22.32	\$ -6.26	↓	1 Wk.	6/5/2023	14,876	14,887	11.20
Foreign Reserves	4/30/2023	\$ 144.20	\$ 145.19	↓	2 Wk.	6/9/2023	14,877	14,888	10.96
Balance of Payment	3/31/2023	\$ 3,000	\$ 4,181	↓	1 Mo.	6/26/2023	14,880	14,892	11.87
					2 Mo.	7/26/2023	14,884	14,897	13.00
					3 Mo.	8/28/2023	14,891	14,905	13.57
					6 Mo.	11/27/2023	14,914	14,931	17.50
					1 Yr.	5/28/2024	14,981	15,005	23.75

Money Market Rates (ACT/360)									
RATE	O/N	1 Wk	2 Wk	1 Mo	2 Mo	3 Mo	6 Mo	9 Mo	1 Yr
INTERBANK (IDR)	5.53%	5.97%	6.18%	6.35%	5.79%	6.70%	6.80%	no data	no data
INTERBANK (USD)	no data	5.00%	no data	no data	no data	no data	no data	no data	no data
INDONESIA	5.53%								
SIBOR (SGD)	0.10%	0.14%	no data	0.17%	0.21%	0.25%	0.35%	0.47%	0.58%
LIBOR (USD)	5.06%	no data	no data	5.13%	no data	5.37%	5.45%	no data	5.43%
JIBOR (IDR)	5.53%	6.00%	no data	6.40%	no data	6.76%	6.88%	no data	7.08%

Indonesia Government Bond										
Seri	Coupon	Bid	Offer	Bid Yield	Day(s) to Next Coupon	Last Week	Last Month	Day(s) to maturity	Trend	
FR0064	6.125	100.14	100.42	6.085	173	100.29	99.42	1791 Hari	↓	
FR0070	8.375	101.95	102.07	5.850	112	102.00	101.97	290 Hari	↓	
FR0077	8.125	102.11	102.24	5.860	173	102.21	102.09	350 Hari	↓	
FR0081	6.500	101.20	101.41	5.870	20	101.18	100.72	741 Hari	↑	
FR0084	7.250	102.73	102.94	6.147	81	102.81	102.50	982 Hari	↓	
FR0090	5.125	97.13	97.39	5.959	142	97.18	96.47	1401 Hari	↓	
FR0091	6.375	99.45	99.79	6.456	142	99.75	99.05	3203 Hari	↓	
FR0092	7.125	103.23	103.43	6.820	20	102.10	102.04	6865 Hari	↑	
FR0093	6.375	97.75	98.25	6.560	50	100.85	97.53	5093 Hari	↓	
PBS011	8.750	100.61	100.69	5.895	81	100.70	100.91	80 Hari	↓	
PBS012	8.875	112.45	112.70	6.828	173	112.58	112.58	3053 Hari	↓	
PBS031	4.000	97.75	97.95	6.117	50	97.85	97.50	410 Hari	↓	
PBS032	4.875	96.13	96.88	6.248	50	95.24	95.34	1130 Hari	↑	
PBS029	6.375	97.75	98.30	6.770	112	95.13	95.50	3892 Hari	↑	
PBS034	6.500	94.50	95.00	7.051	20	94.75	94.75	5784 Hari	↓	
PBS033	6.750	98.83	99.52	6.826	20	99.07	94.75	8666 Hari	↓	
FR0095	6.375	101.22	101.46	6.096	81	101.27	100.56	1882 Hari	↓	
FR0096	7.000	104.12	104.34	6.437	81	104.16	103.48	3504 Hari	↓	
FR0098	7.125	103.90	104.20	6.709	20	104.48	102.51	5424 Hari	↓	
FR0097	7.125	103.82	104.28	6.772	20	104.36	102.49	7225 Hari	↓	
FR0089	6.875	99.82	100.36	6.888	81	99.98	99.13	10167 Hari	↓	
PBS036	5.375	98.77	98.87	5.969	81	98.73	97.95	801 Hari	↑	
PBS003	6.000	99.80	100.10	6.122	50	99.58	98.50	1312 Hari	↑	
PBSG001	6.625	100.95	101.60	6.437	112	100.24	100.24	2272 Hari	↑	
PBS037	6.875	100.44	100.94	6.821	112	100.86	99.60	4613 Hari	↓	
PBS033	6.750	98.83	99.52	6.826	20	99.07	96.37	8666 Hari	↓	



Tim Riset:
 Kemas Yudhio - Dealer FI - Ext.7952 - kemas.yudhio@banksumselbabel.com

Disclaimer/ Pernyataan bebas tanggung jawab: Semua data dalam lembaran ini hanya dipergunakan sebagai informasi. Kinerja masa lalu bukan merupakan indikasi kinerja masa depan atau perkiraan performa atas suatu instrumen. Informasi yang dimuat dalam lembaran ini diperoleh dari sumber yang dapat dipercaya, namun BPD Sumsel Babel tidak menjamin kelengkapan atau akurat. Data, opini dan perkiraan yang diungkapkan dapat berubah tanpa pemberitahuan dan BPD Sumsel Babel tegas menolak setiap dan semua tanggung jawab atas pernyataan dan jaminan, tersurat maupun tersirat, yang tercantum di sini, atau yang tidak dicantumkan.