

### Fixed Income Daily Report

Thursday, 25 May 2023 9:27:08 AM

Global Market				
Indicator	price yesterday	TOD price	% chg.	
USD/IDR Today	14905	14950	0.30%	
SGD/IDR Spot	11065	11058	-0.07%	
MYR/IDR Spot	3247	3237	-0.31%	
SAR/IDR Spot	3974	3973	-0.03%	
US - Dow Jones Industrial Average	33056	32800	-0.78%	
Tokyo - Nikkei 225	30683	30783	0.33%	
Hong Kong - Hang Seng Index	19116	18838	-1.48%	
Singapore - Srait Time Index STI	3214	3205	-0.28%	
Indonesia - IHSG	6746	6726	-0.30%	
WTI Crude Oil Future/ barrel (May. 2023)	77.29	77.29	0.00%	
Gold Spot \$/Oz	1957.15	1957.40	0.01%	
Ice Newcastle Coal/ metric ton	160.00	160.25	0.16%	
Malaysia CPO Contract (MYR/Metric ton)	3850.00	3850.00	0.00%	

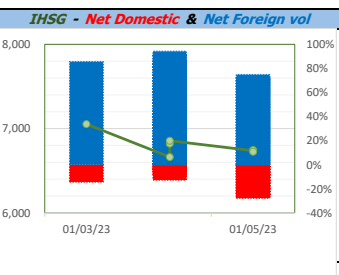
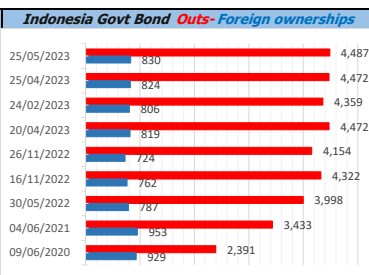
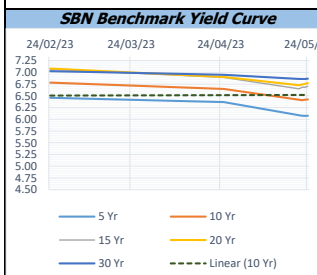
Policy rates				
Indicator	Date	Last	Prev.	Trend
BI-7 DS RR		5.75	5.75	→
BI - Depfac	4/18/2023	5.00	5.00	→
BI - LF		6.50	6.50	→
US Fed's Current Range		5.25	5.00	↑
LPS IDR		4.25	4.00	↑
LPS USD	03/01/2022	2.25	2.00	↑
LPS BPR		6.75	6.50	↑

Indonesia Economic Data (in US\$ Billion, or percentage)				
Indicator	Date	Last	Prev.	Trend
GDP (Gross Domestic Bruto)	3/31/2023	5.03	5.01	↑
CPI (YoY)	4/30/2023	4.33	4.97	↓
CPI Core (YoY)	4/30/2023	2.83	-3.74	↓
CPI (MoM)	3/31/2023	0.33	0.18	↑
Trade Balance (USD Billion)	4/30/2023	\$ 3,940	\$ 2,828	↑
Export Growth	4/30/2023	\$ -29.40	\$ -11.63	↓
Import Growth	4/30/2023	\$ -22.32	\$ -6.26	↓
Foreign Reserves	4/30/2023	\$ 144.20	\$ 145.19	↓
Balance of Payment	3/31/2023	\$ 3,000	\$ 4,181	↓

Foreign currency (US\$) and Money Market (Rp.)				
Tenor	Sett. Date	BID	OFFER	Gap.
TOD	5/25/2023	14,950	14,960	10.00
TOM	5/26/2023	14,950	14,960	10.19
SPOT	5/30/2023	14,950	14,960	10.19
NDF 1Mo.	6/30/2023	14,941	14,958	17.00
D-NDF 1Mo.	6/30/2023	15,175	14,950	-225.00
D-NDF 3Mo.	8/30/2023	14,965	14,985	20.00
1 Wk.	6/6/2023	14,951	14,961	10.67
2 Wk.	6/13/2023	14,951	14,962	11.08
1 Mo.	6/30/2023	14,954	14,965	11.00
2 Mo.	7/31/2023	14,958	14,973	15.00
3 Mo.	8/30/2023	14,965	14,979	14.00
6 Mo.	11/30/2023	14,985	15,005	20.00
1 Yr.	5/30/2024	15,050	15,071	21.00

Money Market Rates (ACT/360)									
RATE	O/N	1 Wk	2 Wk	1 Mo	2 Mo	3 Mo	6 Mo	9 Mo	1 Yr
INTERBANK (IDR)	5.46%	5.97%	6.15%	6.30%	5.79%	6.70%	6.80%	no data	no data
INTERBANK (USD)	no data	5.00%	no data	no data	no data	no data	no data	no data	no data
<b>INDONESIA</b>	<b>5.46%</b>								
SIBOR (SGD)	0.10%	0.14%	no data	0.17%	0.21%	0.25%	0.35%	0.47%	0.58%
LIBOR (USD)	5.07%	no data	no data	5.14%	no data	5.40%	5.50%	no data	5.52%
JIBOR (IDR)	5.46%	6.00%	no data	6.40%	no data	6.76%	6.88%	no data	7.08%

Indonesia Government Bond										
Seri	Coupon	Bid	Offer	Bid Yield	Day(s) to Next Coupon	Last Week	Last Month	Day(s) to maturity	Trend	
FR0064	6.125	100.25	100.37	6.066	170	100.29	99.42	1788 Hari	↓	
FR0070	8.375	101.96	102.07	5.833	109	102.00	101.97	287 Hari	↓	
FR0077	8.125	102.13	102.28	5.840	170	102.21	102.09	347 Hari	↓	
FR0081	6.500	101.25	101.47	5.848	17	101.18	100.72	738 Hari	↓	
FR0084	7.250	102.71	102.95	6.147	78	102.81	102.50	979 Hari	↓	
FR0090	5.125	97.26	97.58	5.926	139	97.18	96.47	1398 Hari	↑	
FR0091	6.375	99.46	99.82	6.455	139	99.75	99.05	3200 Hari	↓	
FR0092	7.125	103.22	103.46	6.820	17	102.10	102.04	6862 Hari	↓	
FR0093	6.375	98.30	99.00	6.560	47	100.85	97.53	5090 Hari	↓	
PBS011	8.750	100.60	100.68	5.905	78	100.70	100.91	77 Hari	↓	
PBS012	8.875	113.00	113.50	6.828	170	112.58	112.58	3050 Hari	↑	
PBS031	4.000	97.70	98.00	6.117	47	97.85	97.50	407 Hari	↓	
PBS032	4.875	96.13	96.88	6.248	47	95.24	95.34	1127 Hari	↑	
PBS029	6.375	97.00	98.50	6.770	109	95.13	95.50	3889 Hari	↑	
PBS034	6.500	94.75	95.25	7.051	17	94.75	94.75	5781 Hari	→	
PBS033	6.750	99.10	99.53	6.826	17	99.07	94.75	8663 Hari	↑	
<b>FR0095</b>	6.375	101.32	101.49	6.083	78	101.27	100.56	1879 Hari	↑	
<b>FR0096</b>	7.000	104.19	104.36	6.432	78	104.16	103.48	3501 Hari	↓	
<b>FR0098</b>	7.125	103.93	104.24	6.705	17	104.48	102.51	5421 Hari	↓	
<b>FR0097</b>	7.125	103.82	104.32	6.772	17	104.36	102.49	7222 Hari	↓	
<b>FR0089</b>	6.875	100.15	100.45	6.874	78	100.13	99.43	10164 Hari	↓	
<b>PBS036</b>	5.375	98.83	98.86	5.941	78	98.73	97.95	798 Hari	↑	
<b>PBS003</b>	6.000	99.90	100.00	6.028	47	99.58	98.50	1309 Hari	↓	
<b>PBSG001</b>	6.625	99.75	100.25	6.672	109	101.10	100.28	2269 Hari	↓	
<b>PBS037</b>	6.875	100.44	100.94	6.821	109	100.86	99.60	4610 Hari	↓	
<b>PBS033</b>	6.750	99.10	99.53	6.826	17	99.07	96.37	8663 Hari	↑	



Tim Riset:  
 Kemas Yudhio - Dealer FI - Ext.7952 - kemas.yudhio@banksumselbabel.com

**Disclaimer/ Pernyataan bebas tanggung jawab:** Semua data dalam lembaran ini hanya dipergunakan sebagai informasi. Kinerja masa lalu bukan merupakan indikasi kinerja masa depan atau perkiraan performa atas suatu instrumen. Informasi yang dimuat dalam lembar ini diperoleh dari sumber yang dapat dipercaya, namun BPD Sumsel Babel tidak menjamin kelengkapan atau akurat. Data, opini dan perkiraan yang diungkapkan dapat berubah tanpa pemberitahuan dan BPD Sumsel Babel tegas menolak setiap dan semua tanggung jawab atas pernyataan dan jaminan, tersurat maupun tersirat, yang tercantum di sini, atau yang tidak dicantumkan.