

### Fixed Income Daily Report

Monday, 29 May 2023 9:20:56 AM

Global Market				
Indicator	price yesterday	TOD price	% chg.	
USD/IDR Today	14950	14955	0.03%	
SGD/IDR Spot	11050	11068	0.16%	
MYR/IDR Spot	3232	3243	0.35%	
SAR/IDR Spot	3988	3988	0.00%	
US - Dow Jones Industrial Average	32765	33093	0.99%	
Tokyo - Nikkei 225	30916	31384	1.49%	
Hong Kong - Hang Seng Index	19116	18747	-1.97%	
Singapore - Srait Time Index STI	3207	3223	0.49%	
Indonesia - IHSG	6704	6687	-0.26%	
WTI Crude Oil Future/ barrel (May. 2023)	77.29	77.29	0.00%	
Gold Spot \$/Oz	1945.14	1945.41	0.01%	
Ice Newcastle Coal/ metric ton	140.50	140.65	0.11%	
Malaysia CPO Contract (MYR/Metric ton)	3850.00	3850.00	0.00%	

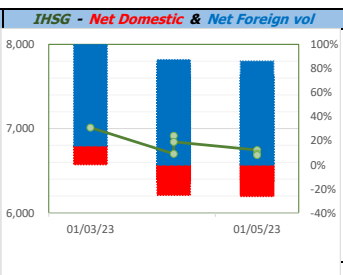
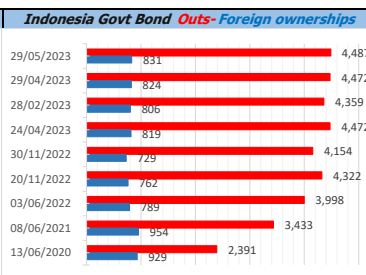
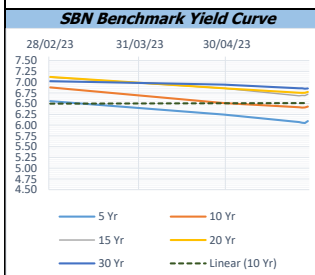
Policy rates				
Indicator	Date	Last	Prev.	Trend
BI-7 DS RR		5.75	5.75	→
BI - Depfac	5/25/2023	5.00	5.00	→
BI - LF		6.50	6.50	→
US Fed's Current Range		5.25	5.00	↑
LPS IDR		4.25	4.00	↑
LPS USD	03/01/2023	2.25	2.00	↑
LPS BPR		6.75	6.50	↑

Indonesia Economic Data (in US\$ Billion, or percentage)				
Indicator	Date	Last	Prev.	Trend
GDP (Gross Domestic Bruto)	3/31/2023	5.03	5.01	↑
CPI (YoY)	4/30/2023	4.33	4.97	↓
CPI Core (YoY)	4/30/2023	2.83	-3.74	↓
CPI (MoM)	3/31/2023	0.33	0.18	↑
Trade Balance (USD Billion)	4/30/2023	\$ 3,940	\$ 2,828	↑
Export Growth	4/30/2023	\$ -29.40	\$ -11.63	↓
Import Growth	4/30/2023	\$ -22.32	\$ -6.26	↓
Foreign Reserves	4/30/2023	\$ 144.20	\$ 145.19	↓
Balance of Payment	3/31/2023	\$ 3,000	\$ 4,181	↓

Foreign currency (US\$) and Money Market (Rp.)				
Tenor	Sett. Date	BID	OFFER	Gap.
TOD	5/29/2023	14,950	14,960	10.00
TOM	5/30/2023	14,950	14,961	10.55
SPOT	5/31/2023	14,950	14,961	10.55
NDF 1Mo.	6/30/2023	14,974	14,989	15.00
D-NDF 1Mo.	6/30/2023	15,175	14,950	-225.00
D-NDF 3Mo.	8/31/2023	14,999	15,018	19.00
1 Wk.	6/7/2023	14,951	14,961	10.50
2 Wk.	6/14/2023	14,951	14,962	10.90
1 Mo.	6/30/2023	14,954	14,964	10.56
2 Mo.	7/31/2023	14,958	14,969	11.00
3 Mo.	8/31/2023	14,965	14,979	13.50
6 Mo.	11/30/2023	14,987	15,002	15.00
1 Yr.	5/31/2024	15,041	15,073	31.53

Money Market Rates (ACT/360)									
RATE	O/N	1 Wk	2 Wk	1 Mo	2 Mo	3 Mo	6 Mo	9 Mo	1 Yr
INTERBANK (IDR)	5.42%	5.93%	6.08%	6.35%	5.79%	6.70%	6.80%	no data	no data
INTERBANK (USD)	no data	5.00%	no data	no data	no data	no data	no data	no data	no data
<b>INDONESIA</b>	<b>5.42%</b>								
SIBOR (SGD)	0.10%	0.14%	no data	0.17%	0.21%	0.25%	0.35%	0.47%	0.58%
LIBOR (USD)	5.07%	no data	no data	5.15%	no data	5.48%	5.58%	no data	5.66%
JIBOR (IDR)	5.42%	6.00%	no data	6.40%	no data	6.76%	6.88%	no data	7.08%

Indonesia Government Bond										
Seri	Coupon	Bid	Offer	Bid Yield	Day(s) to Next Coupon	Last Week	Last Month	Day(s) to maturity	Trend	
FR0064	6.125	100.21	100.47	6.074	168	100.34	99.42	1786 Hari	↓	
FR0070	8.375	101.96	102.13	5.835	107	102.05	101.97	285 Hari	↓	
FR0077	8.125	102.08	102.34	5.845	168	102.21	102.09	345 Hari	↓	
FR0081	6.500	101.27	101.55	5.809	15	101.41	100.72	736 Hari	↓	
FR0084	7.250	102.85	103.29	6.089	76	103.07	102.50	977 Hari	↓	
FR0090	5.125	97.32	97.64	5.903	137	97.48	96.47	1396 Hari	↓	
FR0091	6.375	99.40	99.77	6.465	137	99.59	99.05	3198 Hari	↓	
FR0092	7.125	103.35	103.84	6.808	15	103.60	102.04	6860 Hari	↓	
FR0093	6.375	98.90	99.35	6.494	45	99.13	97.53	5088 Hari	↓	
PBS011	8.750	100.57	100.67	5.909	76	100.62	100.91	75 Hari	↓	
PBS012	8.875	112.45	112.70	6.906	168	112.58	112.58	3048 Hari	↓	
PBS031	4.000	97.75	97.95	6.086	45	97.85	97.50	405 Hari	↓	
PBS032	4.875	96.30	96.90	6.193	45	96.60	95.20	1125 Hari	↓	
PBS029	6.375	97.75	98.30	6.670	107	98.03	95.50	3887 Hari	↓	
PBS034	6.500	94.50	95.00	7.079	15	94.75	94.75	5779 Hari	↓	
PBS033	6.750	99.15	99.60	6.822	15	99.38	94.75	8661 Hari	↓	
<b>FR0095</b>	6.375	101.22	101.51	6.095	76	101.37	100.56	1877 Hari	↓	
<b>FR0096</b>	7.000	104.04	104.35	6.433	76	104.20	103.48	3499 Hari	↓	
<b>FR0098</b>	7.125	103.83	104.17	6.705	15	104.00	102.51	5419 Hari	↓	
<b>FR0097</b>	7.125	103.83	104.26	6.768	15	104.05	102.49	7220 Hari	↓	
<b>FR0089</b>	6.875	99.96	100.59	6.877	76	100.28	99.13	10162 Hari	↓	
<b>PBS036</b>	5.375	98.82	98.84	5.947	76	98.83	97.95	796 Hari	↓	
<b>PBS003</b>	6.000	99.90	100.00	6.028	45	99.95	98.50	1307 Hari	↓	
<b>PBSG001</b>	6.625	100.86	101.58	6.454	107	101.22	100.24	2268 Hari	↓	
<b>PBS037</b>	6.875	100.96	101.04	6.760	107	101.00	99.60	4608 Hari	↓	
<b>PBS033</b>	6.750	99.15	99.60	6.822	15	99.38	96.65	8661 Hari	↓	



Tim Riset:  
 Kemas Yudhio - Dealer FI - Ext.7952 - kemas.yudhio@banksumselbabel.com  
 Disclaimer/ Pernyataan bebas tanggung jawab: Semua data dalam lembaran ini hanya dipergunakan sebagai informasi. Kinerja masa lalu bukan merupakan indikasi kinerja masa depan atau perkiraan performa atas suatu instrumen. Informasi yang dimuat dalam lembaran ini diperoleh dari sumber yang dapat dipercaya, namun BPD Sumsel Babel tidak menjamin kelengkapan atau akurat. Data, opini dan perkiraan yang diungkapkan dapat berubah tanpa pemberitahuan dari BPD Sumsel Babel teges; menolak setiap dan semua tanggung jawab atas pernyataan dan jaminan, tersurat maupun tersirat, yang tercantum di sini, atau yang tidak dicantumkan.