

### Fixed Income Daily Report

Tuesday, 30 May 2023 9:07:29 AM

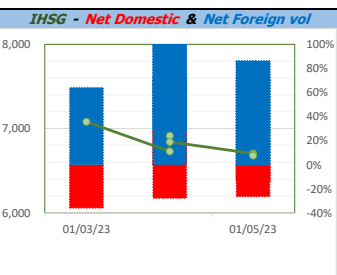
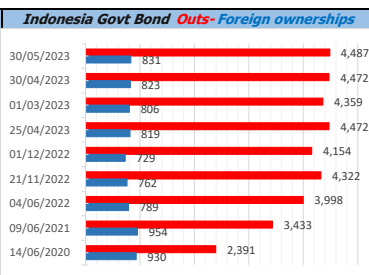
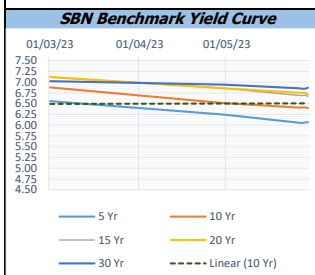
Global Market				Policy rates				
Indicator	price yesterday	TOD price	% chg.	Indicator	Date	Last	Prev.	Trend
USD/IDR Today	14955	14970	0.10%	BI-7 DS RR		5.75	5.75	→
SGD/IDR Spot	11068	11066	-0.03%	BI - Depfac	5/25/2023	5.00	5.00	→
MYR/IDR Spot	3243	3248	0.15%	BI - LF		6.50	6.50	→
SAR/IDR Spot	3992	3992	0.00%	US Fed's Current Range		5.25	5.00	↑
US - Dow Jones Industrial Average	32765	33093	0.99%	LPS IDR		4.25	4.00	↑
Tokyo - Nikkei 225	31234	31188	-0.15%	LPS USD	03/01/2023	2.25	2.00	↑
Hong Kong - Hang Seng Index	18747	18551	-1.06%	LPS BPR		6.75	6.50	↑
Singapore - Srait Time Index STI	3207	3195	-0.38%					
Indonesia - IHSG	6687	6681	-0.09%					
WTI Crude Oil Future/ barrel (May. 2023)	77.29	77.29	0.00%					
Gold Spot \$/Oz	1942.39	1942.69	0.02%					
Ice Newcastle Coal/ metric ton	140.65	140.65	0.00%					
Malaysia CPO Contract (MYR/Metric ton)	3850.00	3850.00	0.00%					

Indonesia Economic Data (in US\$ Billion, or percentage)				
Indicator	Date	Last	Prev.	Trend
GDP (Gross Domestic Bruto)	3/31/2023	5.03	5.01	↑
CPI (YoY)	4/30/2023	4.33	4.97	↓
CPI Core (YoY)	4/30/2023	2.83	-3.74	↓
CPI (MoM)	3/31/2023	0.33	0.18	↑
Trade Balance (USD Billion)	4/30/2023	\$ 3,940	\$ 2,828	↑
Export Growth	4/30/2023	\$ -29.40	\$ -11.63	↓
Import Growth	4/30/2023	\$ -22.32	\$ -6.26	↓
Foreign Reserves	4/30/2023	\$ 144.20	\$ 145.19	↓
Balance of Payment	3/31/2023	\$ 3,000	\$ 4,181	↓

Foreign currency (US\$) and Money Market (Rp.)				
Tenor	Sett. Date	BID	OFFER	Gap
TOD	5/30/2023	14,965	14,975	10.00
TOM	5/31/2023	14,965	14,975	10.10
SPOT	6/5/2023	14,965	14,975	10.10
NDF 1Mo.	7/5/2023	14,955	14,980	25.00
D-NDF 1Mo.	7/5/2023	15,175	14,950	-225.00
D-NDF 3Mo.	9/5/2023	14,978	15,002	24.00
1 Wk.	6/12/2023	14,966	14,976	10.42
2 Wk.	6/20/2023	14,967	14,978	11.30
1 Mo.	7/5/2023	14,969	14,980	11.00
2 Mo.	8/7/2023	14,973	14,987	13.50
3 Mo.	9/5/2023	14,981	14,994	13.00
6 Mo.	12/5/2023	15,005	15,019	13.86
1 Yr.	6/5/2024	15,070	15,094	24.09

Money Market Rates (ACT/360)									
RATE	O/N	1 Wk	2 Wk	1 Mo	2 Mo	3 Mo	6 Mo	9 Mo	1 Yr
INTERBANK (IDR)	5.55%	5.93%	6.08%	6.35%	5.79%	6.70%	6.80%	no data	no data
INTERBANK (USD)	no data	5.00%	no data	no data	no data	no data	no data	no data	no data
<b>INDONESIA</b>	<b>5.55%</b>								
SIBOR (SGD)	0.10%	0.14%	no data	0.17%	0.21%	0.25%	0.35%	0.47%	0.58%
LIBOR (USD)	5.07%	no data	no data	5.15%	no data	5.48%	5.58%	no data	5.66%
JIBOR (IDR)	5.55%	6.00%	no data	6.40%	no data	6.76%	6.88%	no data	7.08%

Indonesia Government Bond									
Seri	Coupon	Bid	Offer	Bid Yield	Day(s) to Next Coupon	Last Week	Last Month	Day(s) to maturity	Trend
FR0064	6.125	100.25	100.46	6.058	163	100.34	99.42	1781 Hari	↓
FR0070	8.375	101.96	102.12	5.802	102	102.05	101.97	280 Hari	↓
FR0077	8.125	102.10	102.33	5.828	163	102.21	102.09	340 Hari	↓
FR0081	6.500	101.30	101.55	5.840	10	101.41	100.72	731 Hari	↓
FR0084	7.250	102.86	103.26	6.084	71	103.07	102.50	972 Hari	↓
FR0090	5.125	97.38	97.70	5.913	132	97.48	96.47	1391 Hari	↓
FR0091	6.375	99.62	99.89	6.435	132	99.59	99.05	3193 Hari	↓
FR0092	7.125	103.50	103.96	6.793	10	103.60	102.04	6855 Hari	↓
FR0093	6.375	98.00	99.50	6.594	40	99.13	97.53	5083 Hari	↓
PBS011	8.750	100.60	100.62	5.710	71	100.62	100.91	70 Hari	↓
PBS012	8.875	113.00	113.50	6.825	163	112.58	112.58	3043 Hari	↓
PBS031	4.000	97.70	98.00	6.143	40	97.85	97.50	400 Hari	↓
PBS032	4.875	96.65	97.00	6.066	40	96.60	95.20	1120 Hari	↓
PBS029	6.375	97.00	98.50	6.770	102	98.03	95.50	3882 Hari	↓
PBS034	6.500	94.75	95.25	7.052	10	94.75	94.75	5774 Hari	↓
PBS033	6.750	99.00	99.40	6.835	10	99.38	94.75	8656 Hari	↓
FR0095	6.375	101.35	101.58	6.065	71	101.37	100.56	1872 Hari	↓
FR0096	7.000	104.31	104.56	6.396	71	104.20	103.48	3494 Hari	↓
FR0098	7.125	104.30	104.52	6.663	10	104.00	102.51	5414 Hari	↓
FR0097	7.125	104.54	104.87	6.710	10	104.05	102.49	7215 Hari	↓
FR0089	6.875	99.51	100.61	6.901	71	100.28	99.13	10157 Hari	↓
PBS036	5.375	98.85	98.87	5.934	71	98.83	97.95	791 Hari	↓
PBS003	6.000	99.45	100.45	6.170	40	99.95	98.50	1302 Hari	↓
PBSG001	6.625	100.86	101.58	6.454	102	101.22	100.24	2263 Hari	↓
PBS037	6.875	100.75	101.16	6.784	102	101.00	99.60	4603 Hari	↓
PBS033	6.750	99.00	99.40	6.835	10	99.38	96.65	8656 Hari	↓



Tim Riset:  
 Kemas Yudhio - Dealer FI - Ext.7952 - kemas.yudhio@banksumselbabel.com  
 Disclaimer/ Pernyataan bebas tanggung jawab: Semua data dalam lembaran ini hanya dipergunakan sebagai informasi. Kinerja masa lalu bukan merupakan indikasi kinerja masa depan atau perkiraan performa atas suatu instrumen. Informasi yang dimuat dalam lembar ini diperoleh dari sumber yang dapat dipercaya, namun BPD Sumsel Babel tidak menjamin kelengkapan atau akurat. Data, opini dan perkiraan yang diungkapkan dapat berubah tanpa pemberitahuan dari BPD Sumsel Babel tegas, menold setiap dan semua tanggung jawab atas pernyataan dari jaman, tersurat maupun tersirat, yang tercantum di sini, atau yang tidak dicantumkan.