

Fixed Income Daily Report

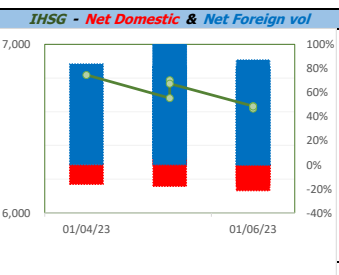
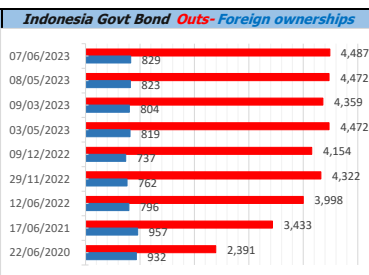
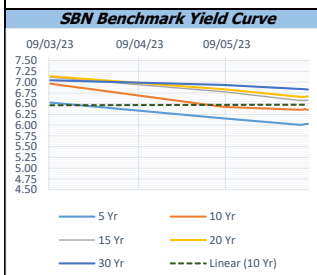
Wednesday, 07 June 2023 9:12:26 AM

Global Market				Policy rates				
Indicator	price yesterday	TOD price	% chg.	Indicator	Date	Last	Prev.	Trend
USD/IDR Today	14860	14870	0.07%	BI-7 DS RR		5.75	5.75	→
SGD/IDR Spot	11020	11029	0.08%	BI - Depfac	5/25/2023	5.00	5.00	→
MYR/IDR Spot	3229	3229	-0.01%	BI - LF		6.50	6.50	→
SAR/IDR Spot	3963	3960	-0.08%	US Fed's Current Range		5.25	5.00	↑
US - Dow Jones Industrial Average	33563	33573	0.03%	LPS IDR		4.25	4.25	→
Tokyo - Nikkei 225	32507	32148	-1.12%	LPS USD	06/01/2023	2.25	2.25	→
Hong Kong - Hang Seng Index	19099	19299	1.03%	LPS BPR		6.75	6.75	→
Singapore - Srait Time Index STI	3190	3179	-0.35%					
Indonesia - IHSG	6619	6632	0.19%					
WTI Crude Oil Future/ barrel (June. 2023)	71.99	71.99	0.00%					
Gold Spot \$/Oz	1963.24	1963.58	0.02%					
Ice Newcastle Coal/ metric ton	137.75	134.45	-2.45%					
Malaysia CPO Contract (MYR/Metric ton)	3316.00	3360.00	1.31%					

Indonesia Economic Data (in US\$ Billion, or percentage)					Foreign currency (US\$) and Money Market (Rp.)				
Indicator	Date	Last	Prev.	Trend	Tenor	Sett. Date	BID	OFFER	Gap.
GDP (Gross Domestic Bruto)	3/31/2023	5.03	5.01	↑	TOD	6/7/2023	14,850	14,865	15.00
CPI (YoY)	5/31/2023	4.00	4.33	↓	TOM	6/8/2023	14,850	14,865	15.13
CPI Core (YoY)	5/31/2023	2.66	-6.01	↑	SPOT	6/9/2023	14,850	14,865	15.13
CPI (MoM)	4/30/2023	0.09	0.33	↓	NDF 1Mo.	7/10/2023	14,870	14,882	12.00
Trade Balance (USD Billion)	4/30/2023	\$ 3,940	\$ 2,828	↑	D-NDF 1Mo.	7/10/2023	15,175	14,950	-225.00
Export Growth	4/30/2023	\$ -29.40	\$ -11.63	↓	D-NDF 3Mo.	9/11/2023	14,887	14,899	12.00
Import Growth	4/30/2023	\$ -22.32	\$ -6.26	↓	1 Wk.	6/16/2023	14,851	14,867	15.62
Foreign Reserves	4/30/2023	\$ 144.20	\$ 145.19	↓	2 Wk.	6/23/2023	14,852	14,868	16.00
Balance of Payment	3/31/2023	\$ 3,000	\$ 4,181	↓	1 Mo.	7/10/2023	14,854	14,872	17.92
					2 Mo.	8/9/2023	14,858	14,878	20.00
					3 Mo.	9/11/2023	14,865	14,886	21.00
					6 Mo.	12/11/2023	14,886	14,908	22.14
					1 Yr.	6/10/2024	14,951	14,976	25.00

Money Market Rates (ACT/360)									
RATE	O/N	1 Wk	2 Wk	1 Mo	2 Mo	3 Mo	6 Mo	9 Mo	1 Yr
INTERBANK (IDR)	5.54%	6.00%	6.20%	6.40%	5.79%	6.70%	6.80%	no data	no data
INTERBANK (USD)	no data	5.00%	no data	no data	no data	no data	no data	no data	no data
INDONESIA	5.54%								
SIBOR (SGD)	0.10%	0.14%	no data	0.17%	0.21%	0.25%	0.35%	0.47%	0.58%
LIBOR (USD)	5.06%	no data	no data	5.19%	no data	5.51%	5.66%	no data	5.78%
JIBOR (IDR)	5.54%	6.00%	no data	6.40%	no data	6.76%	6.88%	no data	7.08%

Indonesia Government Bond										
Seri	Coupon	Bid	Offer	Bid Yield	Day(s) to Next Coupon	Last Week	Last Month	Day(s) to maturity	Trend	
FR0064	6.125	100.33	100.51	6.047	159	100.43	100.43	1777 Hari	↓	
FR0070	8.375	101.95	102.07	5.728	98	102.02	102.02	276 Hari	↓	
FR0077	8.125	102.17	102.29	5.704	159	102.24	102.24	336 Hari	↓	
FR0081	6.500	101.48	101.64	5.716	6	101.66	101.66	727 Hari	↓	
FR0084	7.250	102.95	103.24	6.038	67	103.10	103.10	969 Hari	↓	
FR0090	5.125	97.98	98.22	5.714	128	97.98	97.98	1387 Hari	↑	
FR0091	6.375	99.79	100.13	6.405	128	99.92	99.92	3189 Hari	↑	
FR0092	7.125	104.16	104.42	6.734	6	104.02	104.02	6851 Hari	↑	
FR0093	6.375	99.70	99.90	6.407	36	99.70	99.70	5079 Hari	→	
PBS011	8.750	100.48	100.71	5.992	67	100.61	100.61	66 Hari	↓	
PBS012	8.875	112.45	112.70	6.902	159	112.58	112.58	3039 Hari	↓	
PBS031	4.000	98.20	98.40	5.704	36	98.13	98.13	396 Hari	↑	
PBS032	4.875	96.30	96.90	6.203	36	96.60	96.60	1116 Hari	↓	
PBS029	6.375	98.00	98.30	6.637	98	98.75	98.75	3878 Hari	↓	
PBS034	6.500	94.50	95.00	7.080	6	94.75	94.75	5770 Hari	↓	
PBS033	6.750	99.29	99.98	6.810	6	99.38	94.75	8652 Hari	↓	
FR0095	6.375	101.55	101.78	6.020	67	101.61	101.61	1868 Hari	↓	
FR0096	7.000	104.64	104.86	6.349	67	104.58	104.58	3491 Hari	↓	
FR0098	7.125	105.14	105.42	6.581	6	105.21	105.21	5410 Hari	↓	
FR0097	7.125	105.00	105.35	6.669	6	105.09	105.09	7211 Hari	↓	
FR0089	6.875	100.57	100.80	6.828	67	100.56	100.56	10153 Hari	↓	
PBS036	5.375	99.14	99.38	5.797	67	99.02	99.02	787 Hari	↑	
PBS003	6.000	100.10	100.15	5.967	36	100.13	100.13	1298 Hari	↓	
PBSG001	6.625	101.00	101.20	6.426	98	101.10	101.10	2259 Hari	↓	
PBS037	6.875	101.50	102.65	6.697	98	100.20	100.20	4599 Hari	↑	
PBS033	6.750	99.29	99.98	6.810	6	99.38	99.38	8652 Hari	↓	



Tim Riset:
 Kemas Yudhio - Dealer FI - Ext.7952 - kemas.yudhio@banksumselbabel.com
 Disclaimer/ Pernyataan bebas tanggung jawab: Semua data dalam lembaran ini hanya dipergunakan sebagai informasi. Kinerja masa lalu bukan merupakan indikasi kinerja masa depan atau perkiraan performa atas suatu instrumen. Informasi yang dimuat dalam lembaran ini diperoleh dari sumber yang dapat dipercaya, namun BPD Sumsel Babel tidak menjamin kelengkapan atau akurat. Data, opini dan perkiraan yang diungkapkan dapat berubah tanpa pemberitahuan dan BPD Sumsel Babel tetap meniadakan setiap dan semua tanggung jawab atas pernyataan dan jaminan, tersurat maupun tersirat, yang tercantum di sini, atau yang tidak dicantumkan.