

### Fixed Income Daily Report

Thursday, 15 June 2023 9:06:18 AM

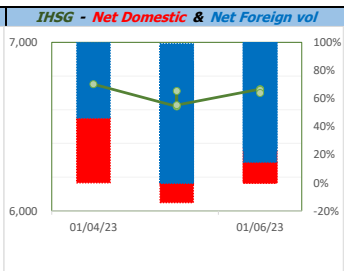
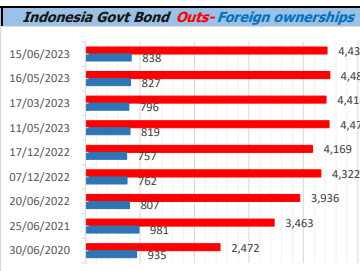
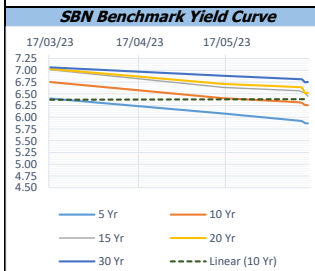
Global Market				Policy rates				
Indicator	price yesterday	TOD price	% chg.	Indicator	Date	Last	Prev.	Trend
USD/IDR Today	14860	14900	0.27%	BI-7 DS RR		5.75	5.75	→
SGD/IDR Spot	11083	11105	0.19%	BI - Depfac	5/25/2023	5.00	5.00	→
MYR/IDR Spot	3219	3226	0.21%	BI - LF		6.50	6.50	→
SAR/IDR Spot	3974	3975	0.03%	US Fed's Current Range		5.25	5.25	→
US - Dow Jones Industrial Average	34212	33979	-0.69%	LPS IDR		4.25	4.25	→
Tokyo - Nikkei 225	33502	33551	0.15%	LPS USD	06/01/2023	2.25	2.25	→
Hong Kong - Hang Seng Index	19408	19627	1.11%	LPS BPR		6.75	6.75	→
Singapore - Srait Time Index STI	3218	3224	0.19%					
Indonesia - IHSG	6719	6700	-0.29%					
WTI Crude Oil Future/ barrel (June. 2023)	71.99	71.99	0.00%					
Gold Spot \$/Oz	1936.26	1936.54	0.01%					
Ice Newcastle Coal/ metric ton	132.25	132.00	-0.19%					
Malaysia CPO Contract (MYR/Metric ton)	3452.00	3459.00	0.20%					

Indonesia Economic Data (in US\$ Billion, or percentage)				
Indicator	Date	Last	Prev.	Trend
GDP (Gross Domestic Bruto)	3/31/2023	5.03	5.01	↑
CPI (YoY)	5/31/2023	4.00	4.33	↓
CPI Core (YoY)	5/31/2023	2.66	-6.01	↓
CPI (MoM)	4/30/2023	0.09	0.33	↓
Trade Balance (USD Billion)	4/30/2023	\$ 3,940	\$ 2,828	↑
Export Growth	4/30/2023	\$ -29.40	\$ -11.63	↓
Import Growth	4/30/2023	\$ -22.32	\$ -6.26	↓
Foreign Reserves	5/31/2023	\$ 139.30	\$ 144.17	↓
Balance of Payment	3/31/2023	\$ 3,000	\$ 4,181	↓

Foreign currency (US\$) and Money Market (Rp.)				
Tenor	Sett. Date	BID	OFFER	Gap
TOD	6/15/2023	14,895	14,900	5.00
TOM	6/16/2023	14,895	14,900	5.10
SPOT	6/20/2023	14,895	14,900	5.10
NDF 1Mo.	7/20/2023	14,913	14,927	14.00
D-NDF 1Mo.	7/20/2023	15,175	14,950	-225.00
D-NDF 3Mo.	9/20/2023	14,928	14,941	13.00
1 Wk.	6/27/2023	14,896	14,902	5.48
2 Wk.	7/5/2023	14,898	14,904	5.99
1 Mo.	7/20/2023	14,900	14,906	6.00
2 Mo.	8/21/2023	14,904	14,913	8.75
3 Mo.	9/20/2023	14,911	14,917	6.00
6 Mo.	12/20/2023	14,930	14,938	7.63
1 Yr.	6/20/2024	14,995	15,007	11.50

Money Market Rates (ACT/360)									
RATE	O/N	1 Wk	2 Wk	1 Mo	2 Mo	3 Mo	6 Mo	9 Mo	1 Yr
INTERBANK (IDR)	5.58%	5.97%	6.18%	6.30%	5.79%	6.70%	6.80%	no data	no data
INTERBANK (USD)	no data	5.00%	no data	no data	no data	no data	no data	no data	no data
<b>INDONESIA</b>	<b>5.58%</b>								
SIBOR (SGD)	0.10%	0.14%	no data	0.17%	0.21%	0.25%	0.35%	0.47%	0.58%
LIBOR (USD)	5.07%	no data	no data	5.19%	no data	5.55%	5.65%	no data	5.80%
JIBOR (IDR)	5.58%	5.99%	no data	6.39%	no data	6.75%	6.87%	no data	7.05%

Indonesia Government Bond										
Seri	Coupon	Bid	Offer	Bid Yield	Day(s) to Next Coupon	Last Week	Last Month	Day(s) to maturity	Trend	
FR0064	6.125	100.80	101.10	5.933	149	100.61	100.43	1767 Hari	↑	
FR0070	8.375	102.00	102.15	5.580	88	102.05	102.02	266 Hari	↓	
FR0077	8.125	102.14	102.35	5.679	149	102.23	102.24	326 Hari	↓	
FR0081	6.500	101.39	101.70	5.752	179	101.47	101.66	717 Hari	↓	
FR0084	7.250	102.98	103.42	6.020	57	103.19	103.10	959 Hari	↓	
FR0090	5.125	98.12	98.41	5.680	118	98.18	97.98	1377 Hari	↓	
FR0091	6.375	100.74	101.07	6.263	118	100.15	99.92	3179 Hari	↑	
FR0092	7.125	105.52	105.80	6.610	179	104.52	104.02	6841 Hari	↑	
FR0093	6.375	100.13	100.60	6.429	26	99.80	99.29	5070 Hari	↑	
PBS011	8.750	100.50	100.67	5.530	57	100.59	100.61	56 Hari	↓	
PBS012	8.875	114.32	115.67	6.817	149	113.88	114.23	3029 Hari	↑	
PBS031	4.000	98.35	98.57	5.445	26	98.41	97.88	387 Hari	↓	
PBS032	4.875	96.50	97.14	6.136	26	96.65	96.65	1107 Hari	↓	
PBS029	6.375	99.55	100.37	6.771	88	98.76	98.69	3868 Hari	↑	
PBS034	6.500	98.29	98.91	7.053	179	98.22	97.44	5760 Hari	↑	
PBS033	6.750	99.64	100.72	6.781	179	99.64	97.44	8642 Hari	↑	
<b>FR0095</b>	6.375	102.17	102.46	5.880	57	101.96	101.61	1858 Hari	↑	
<b>FR0096</b>	7.000	105.28	105.58	6.266	57	104.86	104.58	3481 Hari	↑	
<b>FR0098</b>	7.125	106.45	106.70	6.450	179	105.29	105.21	5400 Hari	↑	
<b>FR0097</b>	7.125	106.75	107.10	6.517	179	105.31	105.09	7201 Hari	↑	
<b>FR0089</b>	6.875	101.41	102.00	6.761	57	100.62	100.56	10143 Hari	↑	
<b>PBS036</b>	5.375	99.19	99.49	5.773	57	99.29	99.02	777 Hari	↓	
<b>PBS003</b>	6.000	99.53	100.53	6.149	26	100.75	100.13	1288 Hari	↓	
<b>PBSG001</b>	6.625	99.75	100.25	6.672	88	101.10	101.10	2249 Hari	↓	
<b>PBS037</b>	6.875	101.10	101.15	6.744	88	101.70	100.20	4589 Hari	↓	
<b>PBS033</b>	6.750	99.64	100.72	6.781	179	99.64	99.38	8642 Hari	↑	



Tim Riset:  
 Kemas Yudhio - Dealer FI - Ext.7952 - kemas.yudhio@banksumselbabel.com  
 Disclaimer/ Pernyataan bebas tanggung jawab: Semua data dalam lembaran ini hanya dipergunakan sebagai informasi. Kinerja masa lalu bukan merupakan indikasi kinerja masa depan atau perkiraan performa atas suatu instrumen. Informasi yang dimuat dalam lembaran ini diperoleh dari sumber yang dapat dipercaya, namun BPD Sumsel Babel tidak menjamin kelengkapan atau akurat. Data, opini dan perkiraan yang diungkapkan dapat berubah tanpa pemberitahuan dan BPD Sumsel Babel tegas menolak setiap dan semua tanggung jawab atas pernyataan dan jaminan, tersurat maupun tersirat, yang tercantum di sini, atau yang tidak dicantumkan.