

Fixed Income Daily Report

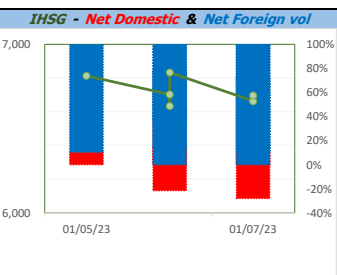
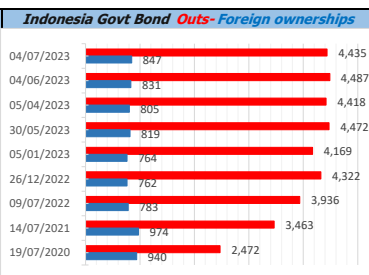
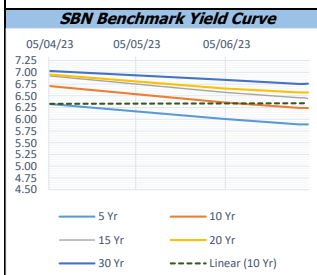
Tuesday, 04 July 2023 9:05:44 AM

Global Market				Policy rates				
Indicator	price yesterday	TOD price	% chg.	Indicator	Date	Last	Prev.	Trend
USD/IDR Today	14993	15025	0.21%	BI-7 DS RR		5.75	5.75	→
SGD/IDR Spot	11113	11105	-0.07%	BI - Depfac	6/22/2023	5.00	5.00	→
MYR/IDR Spot	3215	3213	-0.06%	BI - LF		6.50	6.50	→
SAR/IDR Spot	4008	4008	0.00%	US Fed's Current Range		5.25	5.25	→
US - Dow Jones Industrial Average	34408	34418	0.03%	LPS IDR		4.25	4.25	→
Tokyo - Nikkei 225	33753	33397	-1.07%	LPS USD	06/01/2023	2.25	2.25	→
Hong Kong - Hang Seng Index	18916	19307	2.02%	LPS BPR		6.75	6.75	→
Singapore - Srait Time Index STI	3207	3204	-0.11%					
Indonesia - IHSG	6662	6697	0.52%					
WTI Crude Oil Future/ barrel (July 2023)	70.50	70.50	0.00%					
Gold Spot \$/Oz	1921.64	1922.14	0.03%					
Ice Newcastle Coal/ metric ton	149.70	148.05	-1.11%					
Malaysia CPO Contract (MYR/Metric ton)	3988.00	3956.00	-0.81%					

Indonesia Economic Data (in US\$ Billion, or percentage)					Foreign currency (US\$) and Money Market (Rp.)				
Indicator	Date	Last	Prev.	Trend	Tenor	Sett. Date	BID	OFFER	Gap.
GDP (Gross Domestic Bruto)	3/31/2023	5.03	5.01	↑	TOD	7/4/2023	15,020	15,030	10.00
CPI (YoY)	6/30/2023	3.52	4	↓	TOM	7/5/2023	15,020	15,030	10.06
CPI Core (YoY)	6/30/2023	2.58	-3.01	↓	SPOT	7/6/2023	15,020	15,030	10.06
CPI (MoM)	5/31/2023	0.14	0.09	↓	NDF 1Mo.	8/7/2023	15,043	15,056	13.00
Trade Balance (USD Billion)	5/31/2023	\$ 440	\$ 3,937	↓	D-NDF 1Mo.	8/7/2023	15,175	14,950	-225.00
Export Growth	5/31/2023	\$ 0.96	\$ -29.42	↑	D-NDF 3Mo.	10/6/2023	15,058	15,068	10.00
Import Growth	5/31/2023	\$ 14.35	\$ -22.32	↓	1 Wk.	7/13/2023	15,021	15,031	10.20
Foreign Reserves	5/31/2023	\$ 139.30	\$ 144.17	↓	2 Wk.	7/20/2023	15,022	15,033	10.94
Balance of Payment	3/31/2023	\$ 3,000	\$ 4,181	↓	1 Mo.	8/7/2023	15,024	15,035	11.00
					2 Mo.	9/6/2023	15,026	15,040	13.30
					3 Mo.	10/6/2023	15,030	15,042	12.28
					6 Mo.	1/8/2024	15,038	15,051	13.67
					1 Yr.	7/9/2024	15,065	15,088	22.50

Money Market Rates (ACT/360)									
RATE	O/N	1 Wk	2 Wk	1 Mo	2 Mo	3 Mo	6 Mo	9 Mo	1 Yr
INTERBANK (IDR)	5.59%	5.96%	6.18%	6.30%	6.70%	6.35%	6.45%	no data	no data
INTERBANK (USD)	no data	5.00%	no data	no data	no data	no data	no data	no data	no data
INDONESIA	5.59%								
SIBOR (SGD)	0.10%	0.14%	no data	0.17%	0.21%	0.25%	0.35%	0.47%	0.58%
LIBOR (USD)	5.06%	no data	no data	5.22%	no data	5.55%	5.76%	no data	6.04%
JIBOR (IDR)	5.59%	6.00%	no data	6.40%	no data	6.74%	6.86%	no data	7.04%

Indonesia Government Bond										
Seri	Coupon	Bid	Offer	Bid Yield	Day(s) to Next Coupon	Last Week	Last Month	Day(s) to maturity	Trend	
FR0064	6.125	100.82	100.93	5.926	132	100.59	100.59	1751 Hari	↑	
FR0070	8.375	101.79	101.93	5.742	71	101.87	101.87	250 Hari	↓	
FR0077	8.125	101.82	102.01	5.917	132	101.99	101.99	310 Hari	↓	
FR0081	6.500	101.08	101.35	5.912	162	101.26	101.26	700 Hari	↓	
FR0084	7.250	103.00	103.33	5.988	40	103.13	103.13	942 Hari	↓	
FR0090	5.125	98.10	98.40	5.690	101	98.21	98.21	1360 Hari	↓	
FR0091	6.375	100.47	100.79	6.302	101	100.60	100.60	3162 Hari	↓	
FR0092	7.125	104.58	104.99	6.694	162	104.79	104.79	6824 Hari	↓	
FR0093	6.375	99.74	100.06	6.403	9	99.90	99.90	5053 Hari	↓	
PBS011	8.750	100.30	100.44	5.872	40	100.41	100.41	39 Hari	↓	
PBS012	8.875	113.73	115.02	6.701	132	114.37	114.37	3012 Hari	↓	
PBS031	4.000	98.33	98.73	5.693	9	98.43	98.43	370 Hari	↓	
PBS032	4.875	97.36	97.87	5.839	9	97.62	97.62	1090 Hari	↓	
PBS029	6.375	99.91	100.25	6.385	71	100.41	100.41	3852 Hari	↓	
PBS034	6.500	99.12	99.68	6.589	162	99.29	99.29	5743 Hari	↓	
PBS033	6.750	100.78	101.08	6.684	162	100.76	99.29	8625 Hari	↑	
FR0095	6.375	102.12	102.39	5.880	40	102.10	102.10	1841 Hari	↑	
FR0096	7.000	105.45	105.66	6.228	40	105.40	105.40	3464 Hari	↑	
FR0098	7.125	106.53	106.92	6.428	162	106.31	106.31	5383 Hari	↑	
FR0097	7.125	106.11	106.54	6.571	162	106.10	106.10	7184 Hari	↑	
FR0089	6.875	101.27	101.78	6.772	40	101.42	101.42	10126 Hari	↑	
PBS036	5.375	98.95	99.09	5.906	40	99.03	99.03	760 Hari	↓	
PBS003	6.000	100.66	101.12	5.790	9	100.89	100.89	1271 Hari	↓	
PBSG001	6.625	101.38	102.43	6.350	71	101.91	101.91	2232 Hari	↓	
PBS037	6.875	102.90	103.48	6.534	71	103.10	103.10	4572 Hari	↓	
PBS033	6.750	100.78	101.08	6.684	162	100.76	100.76	8625 Hari	↑	



Tim Riset:
 Kemas Yudhio - Dealer FI - Ext.7952 - kemas.yudhio@banksumselbabel.com
 Disclaimer/ Pernyataan bebas tanggung jawab: Semua data dalam lembaran ini hanya dipergunakan sebagai informasi. Kinerja masa lalu bukan merupakan indikasi kinerja masa depan atau perkiraan performa atas suatu instrumen. Informasi yang dimuat dalam lembaran ini diperoleh dari sumber yang dapat dipercaya, namun BPD Sumsel Babel tidak menjamin kelengkapan atau akurat. Data, opini dan perkiraan yang diungkapkan dapat berubah tanpa pemberitahuan dan BPD Sumsel Babel tegas menolak setiap dan semua tanggung jawab atas pernyataan dan jaminan, tersurat maupun tersirat, yang tercantum di sini, atau yang tidak dicantumkan.