

### Fixed Income Daily Report

Wednesday, 05 July 2023 09:23:36

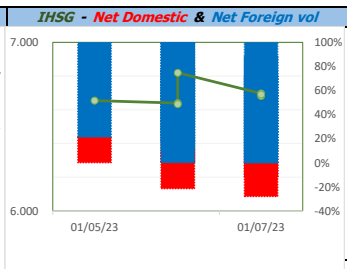
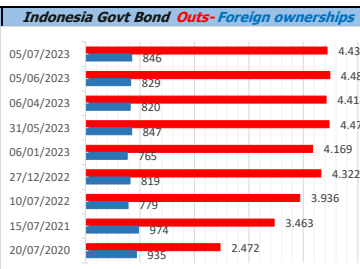
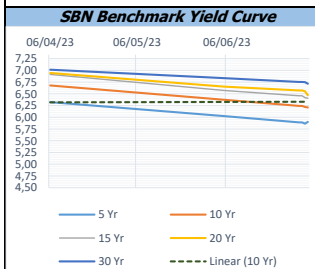
Global Market				Policy rates				
Indicator	price yesterday	TOD price	% chg.	Indicator	Date	Last	Prev.	Trend
USD/IDR Today	14993	15010	0,11%	BI-7 DS RR		5,75	5,75	→
SGD/IDR Spot	11110	11113	0,03%	BI - Depfac	22/06/2023	5,00	5,00	→
MYR/IDR Spot	3222	3232	0,33%	BI - LF		6,50	6,50	→
SAR/IDR Spot	3998	4007	0,22%	US Fed's Current Range		5,25	5,25	→
US - Dow Jones Industrial Average	34408	34418	0,03%	LPS IDR		4,25	4,25	→
Tokyo - Nikkei 225	33423	33302	-0,36%	LPS USD	06/01/2023	2,25	2,25	→
Hong Kong - Hang Seng Index	19416	19182	-1,22%	LPS BPR		6,75	6,75	→
Singapore - Srait Time Index STI	3204	3190	-0,44%					
Indonesia - IHSG	6682	6691	0,14%					
WTI Crude Oil Future/ barrel (July 2023)	70,50	70,50	0,00%					
Gold Spot \$/Oz	1923,36	1923,82	0,02%					
Ice Newcastle Coal/ metric ton	148,05	143,15	-3,42%					
Malaysia CPO Contract (MYR/Metric ton)	3891,00	3940,00	1,24%					

Indonesia Economic Data (in US\$ Billion, or percentage)				
Indicator	Date	Last	Prev.	Trend
GDP (Gross Domestic Bruto)	31/03/2023	5,03	5,01	↑
CPI (YoY)	30/06/2023	3,52	4	↓
CPI Core (YoY)	30/06/2023	2,58	-3,01	↓
CPI (MoM)	31/05/2023	0,14	0,09	↓
Trade Balance (USD Billion)	31/05/2023	\$ 440	\$ 3.937	↓
Export Growth	31/05/2023	\$ 0,96	\$ -29,42	↑
Import Growth	31/05/2023	\$ 14,35	\$ -22,32	↓
Foreign Reserves	31/05/2023	\$ 139,30	\$ 144,17	↓
Balance of Payment	31/03/2023	\$ 3.000	\$ 4.181	↓

Foreign currency (US\$) and Money Market (Rp.)				
Tenor	Sett. Date	BID	OFFER	Gap
TOD	05/07/2023	15.000	15.030	30,00
TOM	06/07/2023	15.000	15.030	30,15
SPOT	07/07/2023	15.000	15.030	30,15
NDF 1Mo.	07/08/2023	15.011	15.021	10,00
D-NDF 1Mo.	07/08/2023	15.175	14.950	-225,00
D-NDF 3Mo.	10/10/2023	15.024	15.034	10,00
1 Wk.	14/07/2023	15.001	15.032	30,50
2 Wk.	21/07/2023	15.002	15.033	30,94
1 Mo.	07/08/2023	15.004	15.035	31,75
2 Mo.	07/09/2023	15.007	15.042	35,00
3 Mo.	10/10/2023	15.008	15.047	39,43
6 Mo.	08/01/2024	15.017	15.052	35,14
1 Yr.	09/07/2024	15.045	15.105	60,00

Money Market Rates (ACT/360)									
RATE	O/N	1 Wk	2 Wk	1 Mo	2 Mo	3 Mo	6 Mo	9 Mo	1 Yr
INTERBANK (IDR)	5,62%	5,99%	6,18%	6,30%	6,64%	6,34%	6,41%	no data	no data
INTERBANK (USD)	no data	5,00%	no data	no data	no data	no data	no data	no data	no data
<b>INDONESIA</b>	<b>5,62%</b>								
SIBOR (SGD)	0,10%	0,14%	no data	0,17%	0,21%	0,25%	0,35%	0,47%	0,58%
LIBOR (USD)	5,06%	no data	no data	5,26%	no data	5,53%	5,81%	no data	6,04%
JIBOR (IDR)	5,62%	6,00%	no data	6,40%	no data	6,75%	6,86%	no data	7,04%

Indonesia Government Bond										
Seri	Coupon	Bid	Offer	Bid Yield	Day(s) to Next Coupon	Last Week	Last Month	Day(s) to maturity	Trend	
FR0064	6,125	100,83	100,99	5,924	131	100,59	100,59	1750 Hari	↑	↓
FR0070	8,375	101,69	101,92	5,836	70	101,87	101,87	249 Hari	↓	↓
FR0077	8,125	101,76	102,03	5,974	131	101,99	101,99	309 Hari	↓	↓
FR0081	6,500	101,06	101,35	5,911	161	101,26	101,26	699 Hari	↓	↓
FR0084	7,250	102,90	103,32	6,030	39	103,13	103,13	941 Hari	↓	↓
FR0090	5,125	98,07	98,36	5,698	100	98,21	98,21	1359 Hari	↓	↓
FR0091	6,375	100,53	100,90	6,294	100	100,60	100,60	3161 Hari	↓	↓
FR0092	7,125	105,44	105,70	6,626	161	104,79	104,79	6823 Hari	↑	↓
FR0093	6,375	99,72	100,06	6,405	8	99,90	99,90	5052 Hari	↓	↓
PBS011	8,750	100,28	100,44	5,988	39	100,41	100,41	38 Hari	↓	↓
PBS012	8,875	113,97	115,04	6,666	131	114,37	114,37	3011 Hari	↓	↓
PBS031	4,000	98,34	98,74	5,687	8	98,43	98,43	369 Hari	↓	↓
PBS032	4,875	97,35	97,88	5,843	8	97,62	97,62	1089 Hari	↓	↓
PBS029	6,375	99,97	100,25	6,378	70	100,41	100,41	3851 Hari	↓	↓
PBS034	6,500	99,04	99,59	6,598	161	99,29	99,29	5742 Hari	↓	↓
PBS033	6,750	100,70	101,33	6,691	161	100,76	99,29	8624 Hari	↓	↓
<b>FR0095</b>	6,375	102,01	102,31	5,911	39	102,10	102,10	1840 Hari	↓	↓
<b>FR0096</b>	7,000	105,68	106,00	6,205	39	105,40	105,40	3463 Hari	↑	↓
<b>FR0098</b>	7,125	107,65	107,97	6,325	161	106,31	106,31	5382 Hari	↑	↓
<b>FR0097</b>	7,125	107,40	107,85	6,459	161	106,10	106,10	7183 Hari	↑	↓
<b>FR0089</b>	6,875	101,87	102,30	6,725	39	101,42	101,42	10125 Hari	↑	↓
<b>PBS036</b>	5,375	99,04	99,16	5,863	39	99,03	99,03	759 Hari	↑	↓
<b>PBS003</b>	6,000	100,71	101,12	5,773	8	100,89	100,89	1270 Hari	↓	↓
<b>PBSG001</b>	6,625	101,59	102,77	6,309	70	101,91	101,91	2231 Hari	↓	↓
<b>PBS037</b>	6,875	103,05	103,87	6,516	70	103,10	103,10	4572 Hari	↓	↓
<b>PBS033</b>	6,750	100,70	101,33	6,691	161	100,76	100,76	8624 Hari	↓	↓



Tim Riset:  
 Kemas Yudhio - Dealer FI - Ext.7952 - kemas.yudhio@banksumselbabel.com  
 Disclaimer/ Pernyataan bebas tanggung jawab: Semua data dalam lembaran ini hanya dipergunakan sebagai informasi. Kinerja masa lalu bukan merupakan indikasi kinerja masa depan atau perkiraan performa atas suatu instrumen. Informasi yang dimuat dalam lembaran ini diperoleh dari sumber yang dapat dipercaya, namun BPD Sumsel Babel tidak menjamin kelengkapan atau akurat. Data, opini dan perkiraan yang diungkapkan dapat berubah tanpa pemberitahuan dari BPD Sumsel Babel tegas, menindak setiap dan semua tanggung jawab atas pernyataan dan jaminan, tersurat maupun tersirat, yang tercantum di sini, atau yang tidak dicantumkan.