

Fixed Income Daily Report

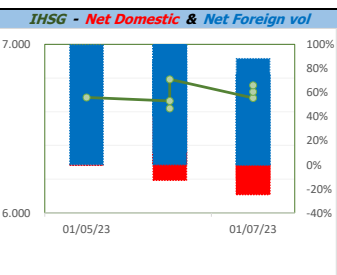
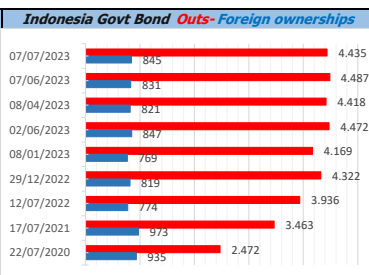
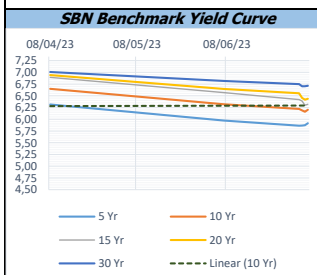
Friday, 07 July 2023 09:00:56

Global Market				Policy rates				
Indicator	price yesterday	TOD price	% chg.	Indicator	Date	Last	Prev.	Trend
USD/IDR Today	15015	15045	0,20%	BI-7 DS RR		5,75	5,75	→
SGD/IDR Spot	11105	11130	0,22%	BI - Depfac	22/06/2023	5,00	5,00	→
MYR/IDR Spot	3228	3230	0,05%	BI - LF		6,50	6,50	→
SAR/IDR Spot	4019	4013	-0,15%	US Fed's Current Range		5,25	5,25	→
US - Dow Jones Industrial Average	34289	33922	-1,08%	LPS IDR		4,25	4,25	→
Tokyo - Nikkei 225	32773	32551	-0,68%	LPS USD	06/01/2023	2,25	2,25	→
Hong Kong - Hang Seng Index	19110	18533	-3,12%	LPS BPR		6,75	6,75	→
Singapore - Srait Time Index STI	3185	3150	-1,11%					
Indonesia - IHSG	6719	6757	0,57%					
WTI Crude Oil Future/ barrel (July 2023)	70,50	70,50	0,00%					
Gold Spot \$/Oz	1909,96	1910,40	0,02%					
Ice Newcastle Coal/ metric ton	144,80	139,65	-3,69%					
Malaysia CPO Contract (MYR/Metric ton)	3901,00	3864,00	-0,96%					

Indonesia Economic Data (in US\$ Billion, or percentage)					Foreign currency (US\$) and Money Market (Rp.)				
Indicator	Date	Last	Prev.	Trend	Tenor	Sett. Date	BID	OFFER	Gap.
GDP (Gross Domestic Bruto)	31/03/2023	5,03	5,01	↑	TOD	07/07/2023	15.055	15.059	4,00
CPI (YoY)	30/06/2023	3,52	4	↓	TOM	08/07/2023	15.055	15.060	4,52
CPI Core (YoY)	30/06/2023	2,58	-3,01	↓	SPOT	11/07/2023	15.055	15.060	4,52
CPI (MoM)	31/05/2023	0,14	0,09	↓	NDF 1Mo.	11/08/2023	15.118	15.188	70,00
Trade Balance (USD Billion)	31/05/2023	\$ 440	\$ 3.937	↓	D-NDF 1Mo.	11/08/2023	15.175	14.950	-225,00
Export Growth	31/05/2023	\$ 0,96	\$ -29,42	↑	D-NDF 3Mo.	11/10/2023	15.168	15.205	37,00
Import Growth	31/05/2023	\$ 14,35	\$ -22,32	↓	1 Wk.	18/07/2023	15.056	15.061	4,49
Foreign Reserves	31/05/2023	\$ 139,30	\$ 144,17	↓	2 Wk.	25/07/2023	15.058	15.062	4,98
Balance of Payment	31/03/2023	\$ 3.000	\$ 4.181	↓	1 Mo.	11/08/2023	15.059	15.064	5,50
					2 Mo.	11/09/2023	15.062	15.070	8,00
					3 Mo.	11/10/2023	15.063	15.072	8,50
					6 Mo.	11/01/2024	15.072	15.080	8,00
					1 Yr.	11/07/2024	15.100	15.115	15,81

Money Market Rates (ACT/360)									
RATE	O/N	1 Wk	2 Wk	1 Mo	2 Mo	3 Mo	6 Mo	9 Mo	1 Yr
INTERBANK (IDR)	5,69%	6,03%	6,23%	6,38%	11,20%	9,61%	8,06%	no data	no data
INTERBANK (USD)	no data	5,00%	no data	no data	no data	no data	no data	no data	no data
INDONESIA	5,69%								
SIBOR (SGD)	0,10%	0,14%	no data	0,17%	0,21%	0,25%	0,35%	0,47%	0,58%
LIBOR (USD)	5,06%	no data	no data	5,26%	no data	5,54%	5,81%	no data	6,04%
JIBOR (IDR)	5,69%	6,00%	no data	6,40%	no data	6,75%	6,86%	no data	7,03%

Indonesia Government Bond										
Seri	Coupon	Bid	Offer	Bid Yield	Day(s) to Next Coupon	Last Week	Last Month	Day(s) to maturity	Trend	
FR0064	6,125	100,75	100,91	5,950	127	100,59	100,59	1746 Hari	↑	↓
FR0070	8,375	101,64	101,77	5,868	66	101,87	101,87	245 Hari	↓	↓
FR0077	8,125	101,71	101,89	6,010	127	101,99	101,99	305 Hari	↓	↓
FR0081	6,500	101,06	101,27	5,915	157	101,26	101,26	695 Hari	↓	↓
FR0084	7,250	103,08	103,20	5,950	35	103,13	103,13	937 Hari	↓	↓
FR0090	5,125	97,90	98,20	5,771	96	98,21	98,21	1355 Hari	↓	↓
FR0091	6,375	100,55	100,82	6,307	96	100,60	100,60	3157 Hari	↓	↓
FR0092	7,125	105,57	105,82	6,605	157	104,79	104,79	6819 Hari	↑	↓
FR0093	6,375	99,88	100,22	6,388	4	99,90	99,90	5048 Hari	↓	↓
PBS011	8,750	100,27	100,44	5,976	35	100,41	100,41	35 Hari	↓	↓
PBS012	8,875	113,81	115,02	6,686	127	114,37	114,37	3007 Hari	↓	↓
PBS031	4,000	98,36	98,68	5,668	4	98,43	98,43	365 Hari	↓	↓
PBS032	4,875	97,36	97,87	5,844	4	97,62	97,62	1085 Hari	↓	↓
PBS029	6,375	99,59	100,19	6,427	66	100,41	100,41	3847 Hari	↓	↓
PBS034	6,500	98,68	99,24	6,635	157	99,29	99,29	5738 Hari	↓	↓
PBS033	6,750	100,73	101,22	6,690	157	100,76	99,29	8620 Hari	↓	↓
FR0095	6,375	102,03	102,24	5,921	35	102,10	102,10	1836 Hari	↓	↓
FR0096	7,000	105,60	106,01	6,215	35	105,40	105,40	3459 Hari	↑	↓
FR0098	7,125	107,61	108,12	6,333	157	106,31	106,31	5378 Hari	↑	↓
FR0097	7,125	107,60	107,93	6,454	157	106,10	106,10	7179 Hari	↑	↓
FR0089	6,875	101,96	102,32	6,735	35	101,42	101,42	10121 Hari	↑	↓
PBS036	5,375	99,05	99,12	5,858	35	99,03	99,03	756 Hari	↑	↓
PBS003	6,000	100,71	101,07	5,774	4	100,89	100,89	1266 Hari	↓	↓
PBSG001	6,625	101,59	102,76	6,307	66	101,91	101,91	2227 Hari	↓	↓
PBS037	6,875	103,08	103,86	6,514	66	103,10	103,10	4568 Hari	↓	↓
PBS033	6,750	100,73	101,22	6,690	157	100,76	100,76	8620 Hari	↓	↓



Tim Riset:
 Kemas Yudhio - Dealer FI - Ext.7952 - kemas.yudhio@banksumselbabel.com
 Disclaimer/ Pernyataan bebas tanggung jawab: Semua data dalam lembaran ini hanya dipergunakan sebagai informasi. Kinerja masa lalu bukan merupakan indikasi kinerja masa depan atau perkiraan performa atas suatu instrumen. Informasi yang dimuat dalam lembaran ini diperoleh dari sumber yang dapat dipercaya, namun BPD Sumsel Babel tidak menjamin kelengkapan atau akurat. Data, opini dan perkiraan yang diungkapkan dapat berubah tanpa pemberitahuan dari BPD Sumsel Babel tegas, menindak setiap dan semua tanggung jawab atas pernyataan dan jaminan, tersurat maupun tersirat, yang tercantum di sini, atau yang tidak dicantumkan.