

Fixed Income Daily Report

Tuesday, 18 July 2023 09:02:19

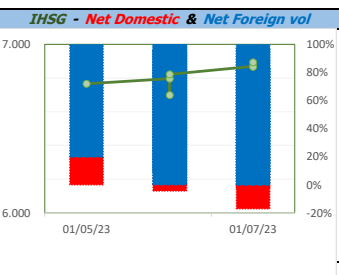
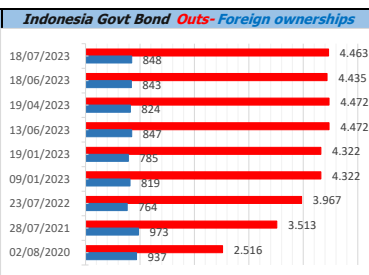
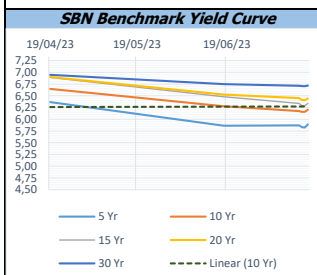
| Global Market | | | | Policy rates | | | | |
|--|-----------------|-----------|--------|------------------------|------------|------|-------|-------|
| Indicator | price yesterday | TOD price | % chg. | Indicator | Date | Last | Prev. | Trend |
| USD/IDR Today | 15005 | 14995 | -0,07% | BI-7 DS RR | | 5,75 | 5,75 | → |
| SGD/IDR Spot | 11352 | 11349 | -0,03% | BI - Depfac | 22/06/2023 | 5,00 | 5,00 | → |
| MYR/IDR Spot | 3297 | 3307 | 0,30% | BI - LF | | 6,50 | 6,50 | → |
| SAR/IDR Spot | 4002 | 3997 | -0,13% | US Fed's Current Range | | 5,25 | 5,25 | → |
| US - Dow Jones Industrial Average | 34509 | 34585 | 0,22% | LPS IDR | | 4,25 | 4,25 | → |
| Tokyo - Nikkei 225 | 32391 | 32543 | 0,47% | LPS USD | 06/01/2023 | 2,25 | 2,25 | → |
| Hong Kong - Hang Seng Index | 19414 | 19035 | -1,99% | LPS BPR | | 6,75 | 6,75 | → |
| Singapore - Srait Time Index STI | 3254 | 3248 | -0,20% | | | | | |
| Indonesia - IHSG | 6867 | 6893 | 0,38% | | | | | |
| WTI Crude Oil Future/ barrel (July 2023) | 70,50 | 70,50 | 0,00% | | | | | |
| Gold Spot \$/Oz | 1956,93 | 1957,26 | 0,02% | | | | | |
| Ice Newcastle Coal/ metric ton | 131,65 | 131,10 | -0,42% | | | | | |
| Malaysia CPO Contract (MYR/Metric ton) | 3885,00 | 3871,00 | -0,36% | | | | | |

| Indonesia Economic Data (in US\$ Billion, or percentage) | | | | |
|--|------------|-----------|-----------|-------|
| Indicator | Date | Last | Prev. | Trend |
| GDP (Gross Domestic Bruto) | 31/03/2023 | 5,03 | 5,01 | ↑ |
| CPI (YoY) | 30/06/2023 | 3,52 | 4 | ↓ |
| CPI Core (YoY) | 30/06/2023 | 2,58 | -3,01 | ↓ |
| CPI (MoM) | 31/05/2023 | 0,14 | 0,09 | ↑ |
| Trade Balance (USD Billion) | 30/06/2023 | \$ 3.460 | \$ 427 | ↓ |
| Export Growth | 30/06/2023 | \$ -21,18 | \$ 0,92 | ↓ |
| Import Growth | 30/06/2023 | \$ -18,35 | \$ 14,35 | ↓ |
| Foreign Reserves | 30/06/2023 | \$ 137,50 | \$ 139,29 | ↓ |
| Balance of Payment | 31/03/2023 | \$ 3.000 | \$ 4.181 | ↓ |

| Foreign currency (US\$) and Money Market (Rp.) | | | | |
|--|------------|--------|--------|---------|
| Tenor | Sett. Date | BID | OFFER | Gap |
| TOD | 18/07/2023 | 14.993 | 15.000 | 7,00 |
| TOM | 19/07/2023 | 14.993 | 15.000 | 7,13 |
| SPOT | 21/07/2023 | 14.993 | 15.000 | 7,13 |
| NDF 1Mo. | 21/08/2023 | 14.986 | 15.007 | 21,00 |
| D-NDF 1Mo. | 21/08/2023 | 15.175 | 14.950 | -225,00 |
| D-NDF 3Mo. | 23/10/2023 | 15.015 | 15.027 | 12,00 |
| 1 Wk. | 28/07/2023 | 14.994 | 15.002 | 7,30 |
| 2 Wk. | 04/08/2023 | 14.995 | 15.003 | 8,08 |
| 1 Mo. | 21/08/2023 | 14.997 | 15.006 | 9,46 |
| 2 Mo. | 21/09/2023 | 15.000 | 15.012 | 12,00 |
| 3 Mo. | 23/10/2023 | 15.001 | 15.017 | 16,00 |
| 6 Mo. | 22/01/2024 | 15.011 | 15.028 | 17,00 |
| 1 Yr. | 22/07/2024 | 15.054 | 15.075 | 20,70 |

| Money Market Rates (ACT/360) | | | | | | | | | |
|------------------------------|--------------|---------|---------|---------|---------|---------|---------|---------|---------|
| RATE | O/N | 1 Wk | 2 Wk | 1 Mo | 2 Mo | 3 Mo | 6 Mo | 9 Mo | 1 Yr |
| INTERBANK (IDR) | 5,63% | 5,99% | 6,27% | 6,45% | 5,03% | 5,40% | 5,83% | no data | no data |
| INTERBANK (USD) | no data | 5,00% | no data | no data | no data | no data | no data | no data | no data |
| INDONESIA | 5,63% | | | | | | | | |
| SIBOR (SGD) | 0,10% | 0,14% | no data | 0,17% | 0,21% | 0,25% | 0,35% | 0,47% | 0,58% |
| LIBOR (USD) | 5,06% | no data | no data | 5,34% | no data | 5,57% | 5,80% | no data | 6,04% |
| JIBOR (IDR) | 5,63% | 5,99% | no data | 6,40% | no data | 6,75% | 6,86% | no data | 7,03% |

| Indonesia Government Bond | | | | | | | | | | |
|---------------------------|--------|--------|--------|-----------|-----------------------|-----------|------------|--------------------|-------|---|
| Seri | Coupon | Bid | Offer | Bid Yield | Day(s) to Next Coupon | Last Week | Last Month | Day(s) to maturity | Trend | |
| FR0064 | 6,125 | 100,36 | 100,59 | 6,035 | 117 | 100,57 | 100,59 | 1736 Hari | ↓ | ↓ |
| FR0070 | 8,375 | 101,57 | 101,65 | 5,874 | 56 | 101,61 | 101,87 | 235 Hari | ↓ | ↓ |
| FR0077 | 8,125 | 101,74 | 101,89 | 5,902 | 117 | 101,81 | 101,99 | 295 Hari | ↓ | ↓ |
| FR0081 | 6,500 | 100,83 | 101,08 | 6,030 | 147 | 100,95 | 101,26 | 685 Hari | ↓ | ↓ |
| FR0084 | 7,250 | 103,25 | 103,67 | 5,869 | 25 | 103,21 | 103,13 | 927 Hari | ↑ | ↓ |
| FR0090 | 5,125 | 97,78 | 98,10 | 5,791 | 86 | 97,91 | 98,21 | 1345 Hari | ↓ | ↓ |
| FR0091 | 6,375 | 100,73 | 101,04 | 6,264 | 86 | 100,94 | 100,60 | 3147 Hari | ↓ | ↓ |
| FR0092 | 7,125 | 105,45 | 105,80 | 6,615 | 147 | 105,58 | 104,79 | 6809 Hari | ↓ | ↓ |
| FR0093 | 6,375 | 100,03 | 100,23 | 6,372 | 178 | 100,09 | 99,90 | 5038 Hari | ↓ | ↓ |
| PBS011 | 8,750 | 100,20 | 100,39 | 5,736 | 25 | 100,30 | 100,41 | 25 Hari | ↓ | ↓ |
| PBS012 | 8,875 | 115,00 | 116,64 | 6,509 | 117 | 115,95 | 114,37 | 2997 Hari | ↓ | ↓ |
| PBS031 | 4,000 | 98,42 | 98,73 | 5,665 | 178 | 98,55 | 98,43 | 355 Hari | ↓ | ↓ |
| PBS032 | 4,875 | 97,19 | 97,71 | 5,915 | 178 | 97,44 | 97,62 | 1075 Hari | ↓ | ↓ |
| PBS029 | 6,375 | 99,91 | 100,43 | 6,385 | 56 | 100,17 | 95,75 | 3837 Hari | ↓ | ↓ |
| PBS034 | 6,500 | 99,45 | 99,98 | 6,555 | 147 | 99,65 | 99,29 | 5728 Hari | ↓ | ↓ |
| PBS033 | 6,750 | 100,76 | 101,18 | 6,686 | 147 | 100,83 | 99,29 | 8610 Hari | ↓ | ↓ |
| FR0095 | 6,375 | 102,07 | 102,34 | 5,896 | 25 | 102,38 | 102,10 | 1827 Hari | ↓ | ↓ |
| FR0096 | 7,000 | 105,63 | 105,86 | 6,210 | 25 | 106,01 | 105,40 | 3449 Hari | ↓ | ↓ |
| FR0098 | 7,125 | 107,50 | 107,85 | 6,339 | 147 | 107,97 | 106,31 | 5368 Hari | ↓ | ↓ |
| FR0097 | 7,125 | 107,60 | 108,11 | 6,441 | 147 | 108,01 | 106,10 | 7169 Hari | ↓ | ↓ |
| FR0089 | 6,875 | 101,89 | 102,53 | 6,724 | 25 | 102,18 | 101,42 | 10112 Hari | ↓ | ↓ |
| PBS036 | 5,375 | 98,85 | 99,01 | 5,970 | 25 | 98,92 | 99,03 | 746 Hari | ↓ | ↓ |
| PBS003 | 6,000 | 100,61 | 101,06 | 5,803 | 178 | 100,75 | 100,89 | 1257 Hari | ↓ | ↓ |
| PBSG001 | 6,625 | 102,23 | 103,33 | 6,182 | 56 | 102,78 | 101,91 | 2217 Hari | ↓ | ↓ |
| PBS037 | 6,875 | 103,30 | 103,85 | 6,488 | 56 | 103,54 | 103,10 | 4558 Hari | ↓ | ↓ |
| PBS033 | 6,750 | 100,76 | 101,18 | 6,686 | 147 | 100,83 | 100,76 | 8610 Hari | ↓ | ↓ |



Tim Riset:
 Kemas Yudhio - Dealer FI - Ext.7952 - kemas.yudhio@banksumselbabel.com
 Disclaimer/ Pernyataan bebas tanggung jawab: Semua data dalam lembaran ini hanya dipergunakan sebagai informasi. Kinerja masa lalu bukan merupakan indikasi kinerja masa depan atau perkiraan performa atas suatu instrumen. Informasi yang dimuat dalam lembaran ini diperoleh dari sumber yang dapat dipercaya, namun BPD Sumsel Babel tidak menjamin kelengkapan atau akurat. Data, opini dan perkiraan yang diungkapkan dapat berubah tanpa pemberitahuan dan BPD Sumsel Babel tegas menolak setiap dan semua tanggung jawab atas pernyataan dan jaminan, tersurat maupun tersirat, yang tercantum di sini, atau yang tidak dicantumkan.