

### Fixed Income Daily Report

Friday, 18 August 2023 09:17:59

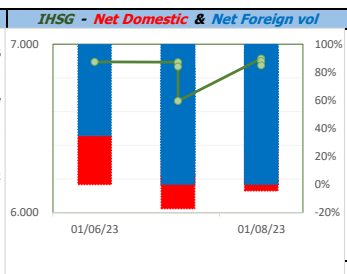
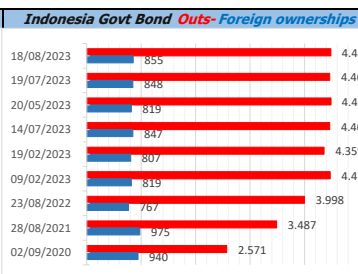
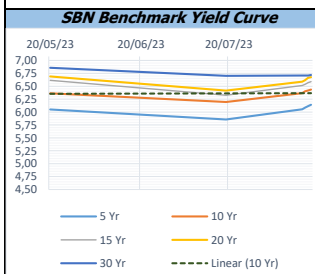
Global Market				Policy rates				
Indicator	price yesterday	TOD price	% chg.	Indicator	Date	Last	Prev.	Trend
USD/IDR Today	15283	15304	0,14%	BI-7 DS RR		5,75	5,75	→
SGD/IDR Spot	11266	11290	0,21%	BI - Depfac	25/07/2023	5,00	5,00	→
MYR/IDR Spot	3303	3298	-0,16%	BI - LF		6,50	6,50	→
SAR/IDR Spot	4077	4078	0,02%	US Fed's Current Range		5,50	5,25	↑
US - Dow Jones Industrial Average	34766	34475	-0,84%	LPS IDR		4,25	4,25	→
Tokyo - Nikkei 225	31626	31581	-0,14%	LPS USD	06/01/2023	2,25	2,25	→
Hong Kong - Hang Seng Index	18327	18272	-0,30%	LPS BPR		6,75	6,75	→
Singapore - Srait Time Index STI	3197	3178	-0,60%					
Indonesia - IHSG	6901	6874	-0,38%					
WTI Crude Oil Future/ barrel (August 2023)	75,63	75,63	0,00%					
Gold Spot \$/Oz	1894,69	1894,95	0,01%					
Ice Newcastle Coal/ metric ton	147,50	147,00	-0,34%					
Malaysia CPO Contract (MYR/Metric ton)	3697,00	3753,00	1,49%					

Indonesia Economic Data (in US\$ Billion, or percentage)				
Indicator	Date	Last	Prev.	Trend
GDP (Gross Domestic Bruto)	30/06/2023	5,17	5,04	↑
CPI (YoY)	31/07/2023	3,08	3,52	↓
CPI Core (YoY)	31/07/2023	2,43	-5,81	↓
CPI (MoM)	30/06/2023	0,21	0,14	↓
Trade Balance (USD Billion)	31/07/2023	\$ 1.310	\$ 3.451	↓
Export Growth	31/07/2023	\$ -18,03	\$ -21,19	↑
Import Growth	31/07/2023	\$ -8,32	\$ -18,35	↑
Foreign Reserves	31/07/2023	\$ 137,70	\$ 137,54	↑
Balance of Payment	31/03/2023	\$ 3.000	\$ 4.181	↓

Foreign currency (US\$) and Money Market (Rp.)				
Tenor	Sett. Date	BID	OFFER	Gap.
TOD	18/08/2023	15.300	15.305	5,00
TOM	19/08/2023	15.300	15.305	5,20
SPOT	22/08/2023	15.300	15.305	5,20
NDF 1Mo.	22/09/2023	15.312	15.326	14,00
D-NDF 1Mo.	22/09/2023	15.175	14.950	-225,00
D-NDF 3Mo.	22/11/2023	15.338	15.354	16,00
1 Wk.	29/08/2023	15.301	15.306	5,00
2 Wk.	05/09/2023	15.304	15.309	5,00
1 Mo.	22/09/2023	15.304	15.310	6,00
2 Mo.	23/10/2023	15.305	15.320	14,80
3 Mo.	22/11/2023	15.306	15.321	15,00
6 Mo.	22/02/2024	15.312	15.327	15,00
1 Yr.	22/08/2024	15.358	15.363	5,00

Money Market Rates (ACT/360)									
RATE	O/N	1 Wk	2 Wk	1 Mo	2 Mo	3 Mo	6 Mo	9 Mo	1 Yr
INTERBANK (IDR)	5,64%	5,98%	6,23%	6,38%	9,04%	8,14%	7,34%	no data	no data
INTERBANK (USD)	no data	5,00%	no data	no data	no data	no data	no data	no data	no data
<b>INDONESIA</b>	<b>5,64%</b>								
SIBOR (SGD)	0,10%	0,14%	no data	0,17%	0,21%	0,25%	0,35%	0,47%	0,58%
LIBOR (USD)	5,06%	no data	no data	5,43%	no data	5,64%	5,87%	no data	6,04%
JIBOR (IDR)	5,64%	6,00%	no data	6,40%	no data	6,74%	6,86%	no data	7,02%

Indonesia Government Bond									
Seri	Coupon	Bid	Offer	Bid Yield	Day(s) to Next Coupon	Last Week	Last Month	Day(s) to maturity	Trend
FR0064	6,125	99,84	100,07	6,161	85	100,28	100,47	1704 Hari	↓
FR0070	8,375	101,26	101,39	6,069	24	101,43	101,54	203 Hari	↓
FR0077	8,125	101,43	101,58	6,086	85	101,59	101,73	263 Hari	↓
FR0081	6,500	100,69	100,87	6,087	115	100,85	100,86	654 Hari	↓
FR0084	7,250	102,69	103,05	6,068	177	102,84	103,11	896 Hari	↓
FR0090	5,125	96,98	97,29	6,056	54	97,45	97,80	1314 Hari	↓
FR0091	6,375	99,65	100,06	6,427	54	100,33	100,31	3116 Hari	↓
FR0092	7,125	104,60	104,91	6,691	115	105,14	105,66	6778 Hari	↓
FR0093	6,375	99,54	100,17	6,425	146	96,30	96,30	5006 Hari	↑
PBS012	8,875	115,43	116,77	6,429	85	116,05	115,95	2966 Hari	↓
PBS031	4,000	98,42	98,75	5,803	146	98,58	98,64	324 Hari	↓
PBS032	4,875	96,62	97,56	6,165	146	97,02	96,98	1044 Hari	↓
PBS029	6,375	100,28	100,43	6,337	24	100,33	100,46	3805 Hari	↓
PBS034	6,500	100,00	100,48	6,499	115	99,94	99,93	5697 Hari	↑
PBS033	6,750	100,77	101,28	6,684	115	100,90	99,93	8579 Hari	↓
<b>FR0095</b>	6,375	100,96	101,19	6,147	177	101,52	101,80	1795 Hari	↓
<b>FR0096</b>	7,000	103,86	104,18	6,449	177	104,86	105,48	3418 Hari	↓
<b>FR0098</b>	7,125	104,89	105,39	6,602	115	106,21	106,78	5337 Hari	↓
<b>FR0097</b>	7,125	104,73	105,17	6,690	115	106,17	107,25	7138 Hari	↓
<b>FR0089</b>	6,875	101,86	102,45	6,727	177	102,11	102,32	10080 Hari	↓
<b>PBS036</b>	5,375	98,80	98,89	6,026	177	98,86	98,92	714 Hari	↓
<b>PBS003</b>	6,000	100,27	100,54	5,907	146	100,44	100,72	1225 Hari	↓
<b>PBSG001</b>	6,625	102,77	103,36	6,071	24	103,06	103,06	2186 Hari	↓
<b>PBS037</b>	6,875	103,17	103,81	6,501	24	103,52	103,77	4526 Hari	↓
<b>PBS033</b>	6,750	100,77	101,28	6,684	115	100,90	101,00	8579 Hari	↓



Tim Riset:

Kemas Yudhio - Dealer FI - Ext. 7952 - kemas.yudhio@banksumselbabel.com

Disclaimer/ Pernyataan bebas tanggung jawab: Semua data dalam lembaran ini hanya diperjarkan sebagai informasi. Kinerja masa lalu bukan merupakan indikasi kinerja masa depan atau perlakuan performa atas suatu instrumen. Informasi yang dimuat dalam lembar ini diperoleh dari sumber yang dapat dipercaya, namun BPD Sumsel tidak menjamin kelengkapan atau akurasi. Data, opini dan perlakuan yang diungkapkan dapat berubah tanpa pemberitahuan dan BPD Sumsel Babel tegas menolak setiap dan semua tanggung jawab atas pernyataan dan jaminan, tersurat maupun tersirat, yang tercantum di sini, atau yang tidak dicantumkan.