

### Fixed Income Daily Report

Wednesday, 23 August 2023 09:04:06

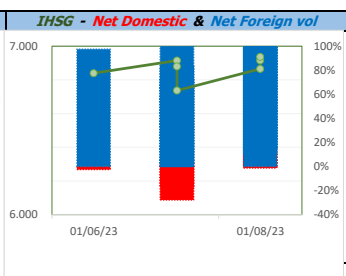
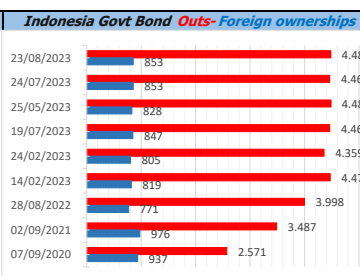
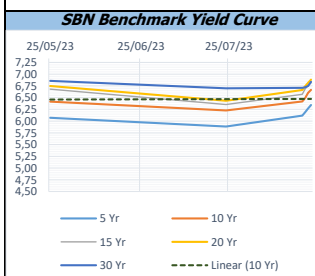
Global Market				Policy rates				
Indicator	price yesterday	TOD price	% chg.	Indicator	Date	Last	Prev.	Trend
USD/IDR Today	15315	15320	0,03%	BI-7 DS RR		5,75	5,75	→
SGD/IDR Spot	11307	11298	-0,08%	BI - Depfac	25/07/2023	5,00	5,00	→
MYR/IDR Spot	3295	3292	-0,09%	BI - LF		6,50	6,50	→
SAR/IDR Spot	4083	4085	0,05%	US Fed's Current Range		5,50	5,25	↑
US - Dow Jones Industrial Average	34464	34289	-0,51%	LPS IDR		4,25	4,25	→
Tokyo - Nikkei 225	31857	31949	0,29%	LPS USD	06/01/2023	2,25	2,25	→
Hong Kong - Hang Seng Index	17791	17748	-0,24%	LPS BPR		6,75	6,75	→
Singapore - Srait Time Index STI	3160	3171	0,36%					
Indonesia - IHSG	6916	6936	0,29%					
WTI Crude Oil Future/ barrel (August 2023)	75,63	75,63	0,00%					
Gold Spot \$/Oz	1901,66	1901,91	0,01%					
Ice Newcastle Coal/ metric ton	149,25	150,00	0,50%					
Malaysia CPO Contract (MYR/Metric ton)	3753,00	3717,00	-0,97%					

Indonesia Economic Data (in US\$ Billion, or percentage)				
Indicator	Date	Last	Prev.	Trend
GDP (Gross Domestic Bruto)	30/06/2023	5,17	5,04	↑
CPI (YoY)	31/07/2023	3,08	3,52	↓
CPI Core (YoY)	31/07/2023	2,43	-5,81	↓
CPI (MoM)	30/06/2023	0,21	0,14	↓
Trade Balance (USD Billion)	31/07/2023	\$ 1.310	\$ 3.451	↓
Export Growth	31/07/2023	\$ -18,03	\$ -21,19	↑
Import Growth	31/07/2023	\$ -8,32	\$ -18,35	↑
Foreign Reserves	31/07/2023	\$ 137,70	\$ 137,54	↑
Balance of Payment	30/06/2023	\$ -1.900	\$ 2.982	↓

Foreign currency (US\$) and Money Market (Rp.)				
Tenor	Sett. Date	BID	OFFER	Gap.
TOD	23/08/2023	15.310	15.320	10,00
TOM	24/08/2023	15.310	15.320	10,20
SPOT	25/08/2023	15.310	15.320	10,20
NDF 1Mo.	25/09/2023	15.327	15.338	11,00
D-NDF 1Mo.	25/09/2023	15.175	14.950	-225,00
D-NDF 3Mo.	27/11/2023	15.354	15.367	13,00
1 Wk.	01/09/2023	15.311	15.321	10,15
2 Wk.	08/09/2023	15.312	15.323	10,55
1 Mo.	25/09/2023	15.314	15.325	10,89
2 Mo.	25/10/2023	15.315	15.327	12,32
3 Mo.	27/11/2023	15.316	15.328	11,96
6 Mo.	26/02/2024	15.322	15.334	12,00
1 Yr.	26/08/2024	15.365	15.385	20,00

Money Market Rates (ACT/360)									
RATE	O/N	1 Wk	2 Wk	1 Mo	2 Mo	3 Mo	6 Mo	9 Mo	1 Yr
INTERBANK (IDR)	5,65%	5,85%	6,23%	6,38%	6,81%	6,65%	6,70%	no data	no data
INTERBANK (USD)	no data	5,00%	no data	no data	no data	no data	no data	no data	no data
<b>INDONESIA</b>	<b>5,65%</b>								
SIBOR (SGD)	0,10%	0,14%	no data	0,17%	0,21%	0,25%	0,35%	0,47%	0,58%
LIBOR (USD)	5,06%	no data	no data	5,43%	no data	5,64%	5,86%	no data	6,04%
JIBOR (IDR)	5,65%	6,00%	no data	6,40%	no data	6,74%	6,86%	no data	7,02%

Indonesia Government Bond									
Seri	Coupon	Bid	Offer	Bid Yield	Day(s) to Next Coupon	Last Week	Last Month	Day(s) to maturity	Trend
FR0064	6,125	99,31	99,52	6,292	82	99,93	100,47	1701 Hari	↓
FR0070	8,375	101,22	101,34	6,110	21	101,31	101,54	200 Hari	↓
FR0077	8,125	101,32	101,49	6,213	82	101,48	101,73	260 Hari	↓
FR0081	6,500	100,51	100,73	6,189	112	100,73	100,86	651 Hari	↓
FR0084	7,250	102,44	102,80	6,171	174	102,85	103,11	893 Hari	↓
FR0090	5,125	96,26	96,58	6,289	51	97,07	97,80	1311 Hari	↓
FR0091	6,375	98,35	98,60	6,627	51	99,44	100,31	3113 Hari	↓
FR0092	7,125	103,08	104,27	6,830	112	104,75	105,66	6775 Hari	↓
FR0093	6,375	100,20	100,67	6,352	143	100,44	100,34	5004 Hari	↓
PBS012	8,875	115,42	116,77	6,430	82	116,10	115,95	2963 Hari	↓
PBS031	4,000	98,20	98,70	6,099	143	98,59	98,64	321 Hari	↓
PBS032	4,875	96,87	97,56	6,069	143	96,94	96,98	1041 Hari	↓
PBS029	6,375	100,12	100,39	6,358	21	100,24	100,46	3802 Hari	↓
PBS034	6,500	100,01	100,51	6,498	112	100,24	99,93	5694 Hari	↓
PBS033	6,750	99,86	100,49	7,272	112	101,02	99,93	8576 Hari	↓
<b>FR0095</b>	6,375	100,18	100,45	6,332	174	100,79	101,80	1792 Hari	↓
<b>FR0096</b>	7,000	102,22	102,57	6,679	174	103,58	105,48	3415 Hari	↓
<b>FR0098</b>	7,125	102,87	103,37	6,813	112	104,08	106,78	5334 Hari	↓
<b>FR0097</b>	7,125	102,62	103,01	6,880	112	104,17	107,25	7135 Hari	↓
<b>FR0089</b>	6,875	100,12	100,96	6,865	174	102,15	102,32	10077 Hari	↓
<b>PBS036</b>	5,375	98,35	98,53	6,273	174	98,84	98,92	711 Hari	↓
<b>PBS003</b>	6,000	100,02	100,36	5,990	143	100,34	100,72	1222 Hari	↓
<b>PBSG001</b>	6,625	102,80	103,33	6,066	21	103,06	103,06	2183 Hari	↓
<b>PBS037</b>	6,875	100,88	102,15	6,770	21	103,43	103,73	4523 Hari	↓
<b>PBS033</b>	6,750	99,86	100,49	7,272	112	101,02	101,00	8576 Hari	↓



Tim Riset:  
 Kemas Yudhio - Dealer FI - Ext. 7952 - kemas.yudhio@banksumselbabel.com  
 Disclaimer/ Pernyataan bebas tanggung jawab: Semua data dalam lembaran ini hanya diperjukkan sebagai informasi. Kinerja masa lalu bukan merupakan indikasi kinerja masa depan atau perlakuan performa atas suatu instrumen. Informasi yang dimuat dalam lembar ini diperoleh dari sumber yang dapat dipercaya, namun BPD Sumsel tidak menjamin kelengkapan atau akurasi. Data, opini dan perkiraan yang diungkapkan dapat berubah tanpa pemberitahuan dan BPD Sumsel Babel tegas menolak setiap dan semua tanggung jawab atas pernyataan dan jaminan, tersurat maupun tersirat, tercantum di sini, atau yang tidak dicantumkan.