

### Fixed Income Daily Report

Friday, 08 September 2023 09:03:37

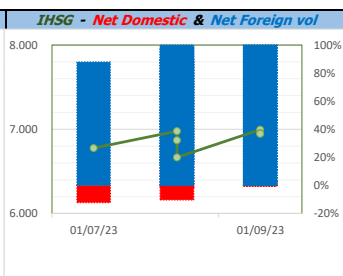
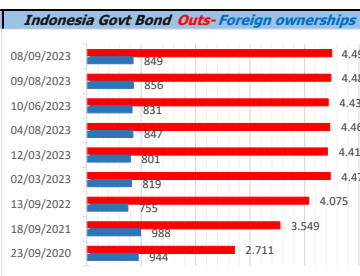
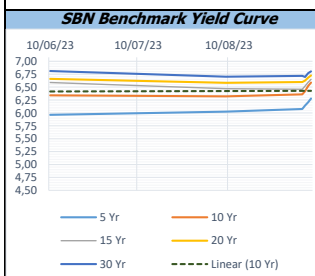
Global Market					Policy rates				
Indicator	price yesterday	TOD price	% chg.		Indicator	Date	Last	Prev.	Trend
USD/IDR Today	15325	15333	0,05%		BI-7 DS RR		5,75	5,75	→
SGD/IDR Spot	11229	11236	0,07%		BI - Depfac	24/08/2023	5,00	5,00	→
MYR/IDR Spot	3277	3277	0,01%		BI - LF		6,50	6,50	→
SAR/IDR Spot	4087	4089	0,05%		US Fed's Current Range		5,50	5,25	↑
US - Dow Jones Industrial Average	34443	34501	0,17%		LPS IDR		4,25	4,25	→
Tokyo - Nikkei 225	32991	32695	-0,91%		LPS USD	06/01/2023	2,25	2,25	→
Hong Kong - Hang Seng Index	18450	18202	-1,36%		LPS BPR		6,75	6,75	→
Singapore - Srait Time Index STI	3227	3217	-0,30%						
Indonesia - IHSG	6955	6947	-0,11%						
WTI Crude Oil Future/ barrel (Sept. 2023)	80,35	80,35	0,00%						
Gold Spot \$/Oz	1925,69	1925,96	0,01%						
Ice Newcastle Coal/ metric ton	160,00	157,65	-1,49%						
Malaysia CPO Contract (MYR/Metric ton)	3760,00	3750,00	-0,27%						

Indonesia Economic Data (in US\$ Billion, or percentage)				
Indicator	Date	Last	Prev.	Trend
GDP (Gross Domestic Bruto)	30/06/2023	5,17	5,04	↑
CPI (YoY)	31/08/2023	3,27	3,08	↑
CPI Core (YoY)	31/08/2023	2,18	-10,29	↑
CPI (MoM)	31/07/2023	-0,02	0,21	↓
Trade Balance (USD Billion)	31/07/2023	\$ 1.310	\$ 3.451	↓
Export Growth	31/07/2023	\$ -18,03	\$ -21,19	↑
Import Growth	31/07/2023	\$ -8,32	\$ -18,35	↓
Foreign Reserves	31/08/2023	\$ 137,09	\$ 137,67	↑
Balance of Payment	30/06/2023	\$ -1.900	\$ 2.982	↓

Foreign currency (US\$) and Money Market (Rp.)				
Tenor	Sett. Date	BID	OFFER	Gap.
TOD	08/09/2023	15.320	15.330	10,00
TOM	09/09/2023	15.320	15.330	10,02
SPOT	12/09/2023	15.320	15.330	10,02
NDF 1Mo.	12/10/2023	15.340	15.350	10,00
D-NDF 1Mo.	12/10/2023	#N/A	#N/A	#VALUE!
D-NDF 3Mo.	12/12/2023	15.359	15.369	10,00
1 Wk.	19/09/2023	15.320	15.331	10,60
2 Wk.	26/09/2023	15.321	15.332	10,96
1 Mo.	12/10/2023	15.323	15.333	10,50
2 Mo.	13/11/2023	15.324	15.337	12,79
3 Mo.	12/12/2023	15.325	15.337	12,00
6 Mo.	12/03/2024	15.330	15.343	12,75
1 Yr.	12/09/2024	15.364	15.385	20,11

Money Market Rates (ACT/360)									
RATE	O/N	1 Wk	2 Wk	1 Mo	2 Mo	3 Mo	6 Mo	9 Mo	1 Yr
INTERBANK (IDR)	5,62%	5,95%	6,10%	6,43%	6,89%	6,78%	6,65%	no data	no data
INTERBANK (USD)	no data	5,00%	no data	no data	no data	no data	no data	no data	no data
<b>INDONESIA</b>	<b>5,62%</b>								
SIBOR (SGD)	0,10%	0,14%	no data	0,17%	0,21%	0,25%	0,35%	0,47%	0,58%
LIBOR (USD)	5,06%	no data	no data	5,44%	no data	5,66%	5,88%	no data	6,04%
JIBOR (IDR)	5,62%	6,00%	no data	6,40%	no data	6,74%	6,85%	no data	7,01%

Indonesia Government Bond									
Seri	Coupon	Bid	Offer	Bid Yield	Day(s) to Next Coupon	Last Week	Last Month	Day(s) to maturity	Trend
FR0064	6,125	99,29	99,49	6,300	64	99,92	99,87	1684 Hari	↓
FR0070	8,375	101,05	101,13	6,252	3	101,13	101,13	182 Hari	↓
FR0077	8,125	101,17	101,30	6,315	64	101,25	101,26	243 Hari	↓
FR0081	6,500	100,35	100,51	6,278	94	100,46	100,45	633 Hari	↓
FR0084	7,250	102,02	102,29	6,337	156	102,29	102,35	875 Hari	↓
FR0090	5,125	96,70	96,95	6,160	33	97,02	96,99	1293 Hari	↓
FR0091	6,375	98,82	99,10	6,555	33	100,02	100,00	3095 Hari	↓
FR0092	7,125	104,81	105,13	6,670	94	104,73	104,81	6757 Hari	↑
FR0093	6,375	99,85	100,06	6,390	125	99,91	99,86	4986 Hari	↓
PBS012	8,875	114,80	116,10	6,509	64	115,45	115,45	2945 Hari	↓
PBS031	4,000	98,23	98,80	6,187	125	98,44	98,44	303 Hari	↓
PBS032	4,875	96,51	97,23	6,231	125	96,91	96,97	1023 Hari	↓
PBS029	6,375	99,04	99,61	6,503	3	100,28	100,28	3784 Hari	↓
PBS034	6,500	98,29	98,92	6,676	94	98,69	100,28	5676 Hari	↓
<b>FR0095</b>	6,375	100,37	100,58	6,284	156	101,04	100,94	1774 Hari	↓
<b>FR0096</b>	7,000	102,83	103,04	6,591	156	104,43	104,48	3397 Hari	↓
<b>FR0098</b>	7,125	104,40	104,76	6,651	94	106,17	106,12	5316 Hari	↓
<b>FR0097</b>	7,125	104,32	104,72	6,726	94	105,66	105,50	7117 Hari	↓
<b>FR0089</b>	6,875	100,56	101,11	6,829	156	101,96	102,02	10059 Hari	↓
<b>PBS036</b>	5,375	98,30	98,49	6,323	156	98,44	98,44	693 Hari	↓
<b>PBS003</b>	6,000	99,71	100,35	6,095	125	100,09	100,09	1204 Hari	↓
<b>PBSG001</b>	6,625	101,99	102,63	6,224	3	102,40	102,54	2165 Hari	↓
<b>PBS037</b>	6,875	102,06	102,49	6,630	3	102,50	102,41	4505 Hari	↓
<b>PBS033</b>	6,750	99,79	100,27	6,767	94	100,04	100,04	8558 Hari	↓



Tim Riset:

Kemas Yudho - Dealer FI - Ext.7952 - kemas.yudho@banksumselbabel.com

**Disclaimer/ Pernyataan bebas tanggung jawab:** Semua data dalam lembaran ini hanya dipergunakan sebagai informasi. Kinerja masa lalu bukan merupakan indikasi kinerja masa depan atau perkiraan performa atas suatu instrumen. Informasi yang dimuat dalam lembaran ini diperoleh dari sumber yang dapat dipercaya, namun BPD Sumsel Babel tidak menjamin kelengkapan atau akurasi. Data, opini dan perkiraan yang diungkapkan dapat berubah tanpa pemberitahuan dan BPD Sumsel Babel tegas menolak setiap dan semua tanggung jawab atas pernyataan dan jaminan, tersurat maupun tersirat, yang tercantum di sini, atau yang tidak dicantumkan.