

### Fixed Income Daily Report

Thursday, 21 September 2023 09:19:51

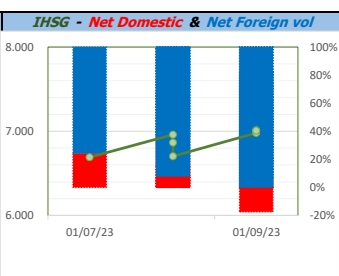
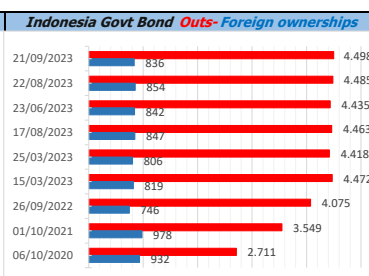
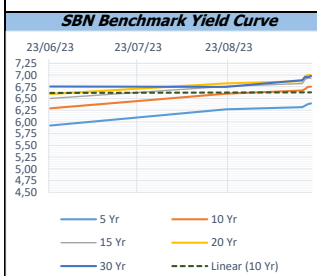
Global Market				Policy rates				
Indicator	price yesterday	TOD price	% chg.	Indicator	Date	Last	Prev.	Trend
USD/IDR Today	15384	15395	0,07%	BI-7 DS RR		5,75	5,75	→
SGD/IDR Spot	11271	11259	-0,10%	BI - Depfac	24/08/2023	5,00	5,00	→
MYR/IDR Spot	3281	3281	0,03%	BI - LF		6,50	6,50	→
SAR/IDR Spot	4099	4105	0,15%	US Fed's Current Range		5,50	5,50	→
US - Dow Jones Industrial Average	34518	34441	-0,22%	LPS IDR		4,25	4,25	→
Tokyo - Nikkei 225	33024	32754	-0,82%	LPS USD	06/01/2023	2,25	2,25	→
Hong Kong - Hang Seng Index	17886	17759	-0,71%	LPS BPR		6,75	6,75	→
Singapore - Srait Time Index STI	3242	3214	-0,86%					
Indonesia - IHSG	7012	7007	-0,07%					
WTI Crude Oil Future/ barrel (Sept. 2023)	80,35	80,35	0,00%					
Gold Spot \$/Oz	1927,13	1927,38	0,01%					
Ice Newcastle Coal/ metric ton	160,75	160,75	0,00%					
Malaysia CPO Contract (MYR/Metric ton)	3660,00	3690,00	0,81%					

Indonesia Economic Data (in US\$ Billion, or percentage)				
Indicator	Date	Last	Prev.	Trend
GDP (Gross Domestic Bruto)	30/06/2023	5,17	5,04	↑
CPI (YoY)	31/08/2023	3,27	3,08	↑
CPI Core (YoY)	31/08/2023	2,18	-10,29	↑
CPI (MoM)	31/07/2023	-0,02	0,21	↓
Trade Balance (USD Billion)	31/08/2023	\$ 3.120	\$ 1.292	↑
Export Growth	31/08/2023	\$ -21,21	\$ -18,10	↓
Import Growth	31/08/2023	\$ -14,77	\$ -8,31	↓
Foreign Reserves	31/08/2023	\$ 137,09	\$ 137,67	↓
Balance of Payment	30/06/2023	\$ -1.900	\$ 2.982	↓

Foreign currency (US\$) and Money Market (Rp.)				
Tenor	Sett. Date	BID	OFFER	Gap.
TOD	21/09/2023	15.390	15.400	10,00
TOM	22/09/2023	15.390	15.400	10,05
SPOT	25/09/2023	15.390	15.400	10,05
NDF 1Mo.	25/10/2023	15.393	15.404	11,00
D-NDF 3Mo.	27/12/2023	15.412	15.424	12,00
1 Wk.	02/10/2023	15.390	15.400	10,18
2 Wk.	10/10/2023	15.391	15.401	10,49
1 Mo.	25/10/2023	15.392	15.402	10,27
2 Mo.	27/11/2023	15.393	15.405	12,00
3 Mo.	27/12/2023	15.395	15.406	11,50
6 Mo.	25/03/2024	15.399	15.411	12,00
1 Yr.	25/09/2024	15.425	15.455	30,04

Money Market Rates (ACT/360)									
RATE	O/N	1 Wk	2 Wk	1 Mo	2 Mo	3 Mo	6 Mo	9 Mo	1 Yr
INTERBANK (IDR)	5,56%	5,98%	6,28%	6,36%	4,24%	4,70%	5,61%	no data	no data
INTERBANK (USD)	no data	1,00%	no data	no data	no data	no data	no data	no data	no data
<b>INDONESIA</b>	<b>5,56%</b>								
SIBOR (SGD)	0,10%	0,14%	no data	0,17%	0,21%	0,25%	0,35%	0,47%	0,58%
LIBOR (USD)	5,06%	no data	no data	5,44%	no data	5,66%	5,90%	no data	6,04%
JIBOR (IDR)	5,56%	6,00%	no data	6,40%	no data	6,74%	6,85%	no data	7,01%

Indonesia Government Bond									
Seri	Coupon	Bid	Offer	Bid Yield	Day(s) to Next Coupon	Last Week	Last Month	Day(s) to maturity	Trend
FR0064	6,125	98,68	99,03	6,455	51	99,03	99,87	1671 Hari	↓
FR0070	8,375	100,98	101,08	6,276	172	101,08	101,13	170 Hari	↓
FR0077	8,125	101,12	101,27	6,302	51	101,24	101,26	230 Hari	↓
FR0081	6,500	100,21	100,39	6,363	81	100,41	100,45	620 Hari	↓
FR0084	7,250	101,93	102,17	6,362	143	102,16	102,35	862 Hari	↓
FR0090	5,125	96,26	96,62	6,315	20	96,71	96,99	1280 Hari	↓
FR0091	6,375	97,81	98,20	6,745	20	98,41	100,00	3082 Hari	↓
FR0092	7,125	101,28	101,59	7,000	81	102,54	104,66	6744 Hari	↓
FR0093	6,375	96,41	96,88	6,778	112	97,79	99,94	4973 Hari	↓
PBS012	8,875	114,30	115,60	6,577	51	114,96	115,45	2932 Hari	↓
PBS031	4,000	98,07	98,67	6,455	112	98,40	98,44	290 Hari	↓
PBS032	4,875	96,51	97,23	6,243	112	96,88	96,97	1010 Hari	↓
PBS029	6,375	99,03	99,21	6,504	172	99,15	99,23	3772 Hari	↓
PBS034	6,500	98,04	98,60	6,702	81	98,33	98,72	5663 Hari	↓
<b>FR0095</b>	6,375	99,86	100,13	6,407	143	100,24	100,94	1762 Hari	↓
<b>FR0096</b>	7,000	101,56	101,91	6,796	143	102,28	104,48	3384 Hari	↓
<b>FR0098</b>	7,125	101,57	102,07	6,969	81	102,80	106,12	5303 Hari	↓
<b>FR0097</b>	7,125	101,20	101,77	7,004	81	102,75	105,50	7104 Hari	↓
<b>FR0089</b>	6,875	98,51	99,11	6,996	143	99,28	102,02	10046 Hari	↓
<b>PBS036</b>	5,375	98,25	98,47	6,407	143	98,48	98,44	681 Hari	↓
<b>PBS003</b>	6,000	99,02	99,59	6,330	112	99,51	100,09	1191 Hari	↓
<b>PBSG001</b>	6,625	101,65	102,68	6,289	172	102,33	102,54	2152 Hari	↓
<b>PBS037</b>	6,875	101,64	102,16	6,679	172	102,18	102,41	4493 Hari	↓
<b>PBS033</b>	6,750	98,32	99,57	6,895	81	99,55	100,04	8545 Hari	↓



Tim Riset:  
 Kemas Yudho - Dealer FI - Ext.7952 - kemas.yudho@banksumselbabel.com  
 Disclaimer/ Pernyataan bebas tanggung jawab: Semua data dalam lembaran ini hanya dipergunakan sebagai informasi, Kinerja masa lalu bukan merupakan indikasi kinerja masa depan atau perkiraan performa atau suatu instrumen. Informasi yang dimuat dalam lembaran ini diperoleh dari sumber yang dapat dipercaya, namun BPD Sumsel Babel tidak menjamin kelengkapan atau akurasi. Data, opini dan perkiraan yang diungkapkan dapat berubah tanpa pemberitahuan dan BPD Sumsel Babel tegas menolak setiap dan semua tanggung jawab atas pernyataan dan jaminan, tersurat maupun tersirat, yang tercantum di sini, atau yang tidak dicantumkan.