

### Fixed Income Daily Report

Thursday, 26 October 2023 09:20:17

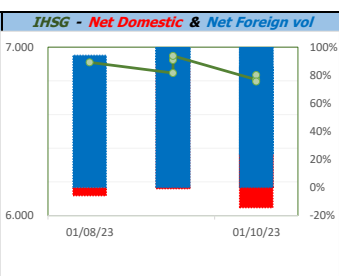
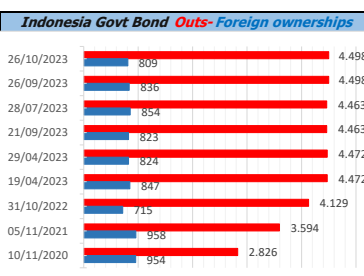
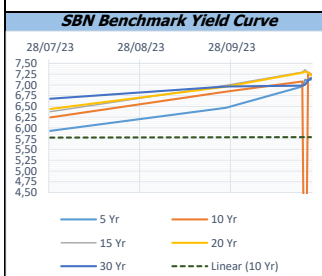
Global Market				Policy rates				
Indicator	price yesterday	TOD price	% chg.	Indicator	Date	Last	Prev.	Trend
USD/IDR Today	15870	15923	0,33%	BI-7 DS RR		6,00	5,75	↑
SGD/IDR Spot	11597	11598	0,01%	BI - Depfac	19/10/2023	5,25	5,00	↑
MYR/IDR Spot	3320	3327	0,19%	BI - LF		6,75	6,50	↑
SAR/IDR Spot	4232	4246	0,33%	US Fed's Current Range		5,50	5,50	→
US - Dow Jones Industrial Average	33141	33036	-0,32%	LPS IDR		4,25	4,25	→
Tokyo - Nikkei 225	31270	30709	-1,83%	LPS USD	01/10/2023	2,25	2,25	→
Hong Kong - Hang Seng Index	17085	17013	-0,43%	LPS BPR		6,75	6,75	→
Singapore - Srait Time Index STI	3079	3062	-0,56%					
Indonesia - IHSG	6834	6797	-0,56%					
WTI Crude Oil Future/ barrel (Oct. 2023)	90,28	90,28	0,00%					
Gold Spot \$/Oz	1985,63	1985,90	0,01%					
Ice Newcastle Coal/ metric ton	136,50	133,50	-2,25%					
Malaysia CPO Contract (MYR/Metric ton)	3680,00	3680,00	0,00%					

Indonesia Economic Data (in US\$ Billion, or percentage)				
Indicator	Date	Last	Prev.	Trend
GDP (Gross Domestic Bruto)	30/06/2023	5,17	5,04	↑
CPI (YoY)	30/09/2023	2,28	3,27	↓
CPI Core (YoY)	30/09/2023	2,00	-8,26	↓
CPI (MoM)	31/08/2023	0,19	-0,02	↑
Trade Balance (USD Billion)	30/09/2023	\$ 3.418	\$ 3.118	↑
Export Growth	30/09/2023	\$ -16,17	\$ -21,24	↑
Import Growth	30/09/2023	\$ -12,45	\$ -14,77	↓
Foreign Reserves	30/09/2023	\$ 134,90	\$ 137,09	↓
Balance of Payment	30/06/2023	\$ -1.900	\$ 2.982	↓

Foreign currency (US\$) and Money Market (Rp.)				
Tenor	Sett. Date	BID	OFFER	Gap.
TOD	26/10/2023	15.923	15.928	5,00
TOM	27/10/2023	15.923	15.928	5,10
SPOT	30/10/2023	15.923	15.928	5,10
NDF 1Mo.	30/11/2023	15.933	15.944	11,00
D-NDF 3Mo.	30/01/2024	15.949	15.964	15,00
1 Wk.	06/11/2023	15.924	15.930	5,77
2 Wk.	13/11/2023	15.925	15.931	6,49
1 Mo.	30/11/2023	15.926	15.934	7,50
2 Mo.	29/12/2023	15.929	15.939	10,00
3 Mo.	30/01/2024	15.932	15.941	8,86
6 Mo.	30/04/2024	15.941	15.951	10,00
1 Yr.	30/10/2024	15.978	15.996	17,50

Money Market Rates (ACT/360)									
RATE	O/N	1 Wk	2 Wk	1 Mo	2 Mo	3 Mo	6 Mo	9 Mo	1 Yr
INTERBANK (IDR)	5,82%	6,23%	6,48%	6,38%	6,78%	6,55%	7,05%	no data	no data
INTERBANK (USD)	no data	0,12%	no data	no data	no data	no data	no data	no data	no data
<b>INDONESIA</b>	<b>5,82%</b>								
SIBOR (SGD)	0,10%	0,14%	no data	0,17%	0,21%	0,25%	0,35%	0,47%	0,58%
LIBOR (USD)	5,06%	no data	no data	5,44%	no data	5,64%	5,87%	no data	6,04%
JIBOR (IDR)	5,82%	6,25%	no data	6,63%	no data	6,93%	7,06%	no data	7,20%

Indonesia Government Bond									
Seri	Coupon	Bid	Offer	Bid Yield	Day(s) to Next Coupon	Last Week	Last Month	Day(s) to maturity	Trend
FR0064	6,125	96,07	96,46	7,150	16	96,65	98,23	1636 Hari	↓
FR0070	8,375	100,56	100,76	6,809	137	100,84	101,03	135 Hari	↓
FR0077	8,125	100,66	100,92	6,871	16	100,97	101,21	195 Hari	↓
FR0081	6,500	99,17	99,50	7,041	46	99,66	100,29	586 Hari	↓
FR0084	7,250	100,21	100,54	7,145	108	101,52	102,01	828 Hari	↓
FR0090	5,125	93,99	94,50	7,109	168	94,36	96,00	1246 Hari	↓
FR0091	6,375	94,84	95,27	7,200	168	94,90	97,32	3048 Hari	↓
FR0092	7,125	98,78	99,16	7,244	46	99,21	101,42	6710 Hari	↓
FR0093	6,375	92,30	93,49	7,270	77	94,09	96,03	4938 Hari	↓
PBS012	8,875	112,67	113,23	6,804	16	113,05	116,38	2898 Hari	↓
PBS031	4,000	98,16	98,46	6,657	77	98,34	98,43	255 Hari	↓
PBS032	4,875	95,52	96,48	6,704	77	96,03	96,87	975 Hari	↓
PBS029	6,375	95,43	95,95	7,001	137	95,70	99,15	3737 Hari	↓
PBS034	6,500	95,96	96,66	6,926	46	96,69	98,31	5629 Hari	↓
<b>FR0100</b>	6,625	95,96	96,55	7,184	108	95,93	98,49	3709 Hari	↑
<b>FR0095</b>	6,375	96,93	97,27	7,137	108	97,62	99,37	1727 Hari	↓
<b>FR0096</b>	7,000	98,67	99,03	7,196	108	99,45	100,71	3349 Hari	↓
<b>FR0098</b>	7,125	99,29	99,77	7,202	46	98,45	101,10	5269 Hari	↑
<b>FR0097</b>	7,125	99,19	99,77	7,202	46	98,34	101,03	7070 Hari	↑
<b>FR0089</b>	6,875	96,55	97,10	7,162	108	98,16	98,76	10012 Hari	↓
<b>PBS036</b>	5,375	97,28	97,48	7,001	108	98,04	98,35	646 Hari	↓
<b>PBS003</b>	6,000	98,48	99,23	6,528	77	98,82	99,37	1157 Hari	↓
<b>PBSG001</b>	6,625	100,50	101,08	6,520	137	101,07	101,84	2118 Hari	↓
<b>PBS037</b>	6,875	97,70	99,44	7,156	137	98,82	103,49	4458 Hari	↓
<b>PBS033</b>	6,750	95,19	96,79	7,174	46	96,38	99,00	8511 Hari	↓



Tim Riset:  
 Kemas Yudhio - Dealer FI - Ext.7952 - kemas.yudhio@banksumselbabel.com  
 Disclaimer: Peringatan tidak tanggung jawab: Semua data dalam laporan ini hanya dipergunakan sebagai informasi. Kinerja masa lalu bukan merupakan indikasi kinerja masa depan atau perlakuan performas atas suatu instrumen. Informasi yang dimuat dalam lembar ini diperoleh dari sumber yang dapat dipercaya, namun BPD Sumsel Babel tidak menjamin kelengkapan atau akurasi. Data, opini dan perkiraan yang diungkapkan dapat berubah tanpa pemberitahuan dan BPD Sumsel Babel tetap menolok setiap dan semua tanggung jawab atas pernyataan dan jaminan, terurut maupun terurut, yang tercantum di sini, atau yang tidak dicantumkan.