

### Fixed Income Daily Report

Friday, 03 November 2023 09:19:42

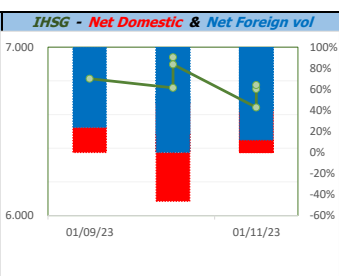
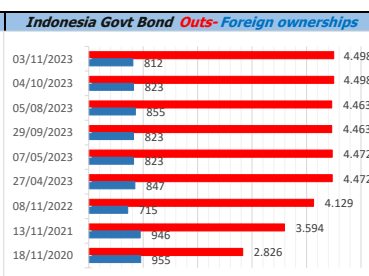
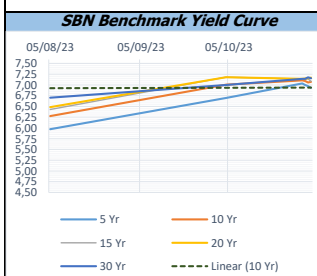
Global Market				Policy rates				
Indicator	price yesterday	TOD price	% chg.	Indicator	Date	Last	Prev.	Trend
USD/IDR Today	15857	15790	-0,42%	BI-7 DS RR		6,00	5,75	↑
SGD/IDR Spot	11602	11579	-0,20%	BI - Depfac	19/10/2023	5,25	5,00	↑
MYR/IDR Spot	3336	3325	-0,34%	BI - LF		6,75	6,50	↑
SAR/IDR Spot	4246	4207	-0,93%	US Fed's Current Range		5,50	5,50	→
US - Dow Jones Industrial Average	33275	33839	1,67%	LPS IDR		4,25	4,25	→
Tokyo - Nikkei 225	31602	31950	1,09%	LPS USD	01/10/2023	2,25	2,25	→
Hong Kong - Hang Seng Index	17231	17464	1,33%	LPS BPR		6,75	6,75	→
Singapore - Srait Time Index STI	3082	3132	1,59%					
Indonesia - IHSG	6751	6776	0,36%					
WTI Crude Oil Future/ barrel (Nov. 2023)	88,75	88,75	0,00%					
Gold Spot \$/Oz	1985,01	1985,26	0,01%					
Ice Newcastle Coal/ metric ton	119,65	120,00	0,29%					
Malaysia CPO Contract (MYR/Metric ton)	3601,00	3658,00	1,56%					

Indonesia Economic Data (in US\$ Billion, or percentage)				
Indicator	Date	Last	Prev.	Trend
GDP (Gross Domestic Bruto)	30/06/2023	5,17	5,04	↑
CPI (YoY)	31/10/2023	2,56	2,28	↑
CPI Core (YoY)	31/10/2023	1,91	-4,5	↑
CPI (MoM)	30/09/2023	0,17	0,19	↓
Trade Balance (USD Billion)	30/09/2023	\$ 3.418	\$ 3.118	↑
Export Growth	30/09/2023	\$ -16,17	\$ -21,24	↑
Import Growth	30/09/2023	\$ -12,45	\$ -14,77	↓
Foreign Reserves	30/09/2023	\$ 134,90	\$ 137,09	↑
Balance of Payment	30/06/2023	\$ -1.900	\$ 2.982	↓

Foreign currency (US\$) and Money Market (Rp.)				
Tenor	Sett. Date	BID	OFFER	Gap.
TOD	03/11/2023	15.810	15.820	10,00
TOM	04/11/2023	15.810	15.820	10,20
SPOT	07/11/2023	15.810	15.820	10,20
NDF 1Mo.	07/12/2023	15.778	15.791	13,00
D-NDF 3Mo.	07/02/2024	15.795	15.808	13,00
1 Wk.	14/11/2023	15.811	15.821	10,06
2 Wk.	21/11/2023	15.811	15.822	10,80
1 Mo.	07/12/2023	15.813	15.824	10,50
2 Mo.	08/01/2024	15.816	15.828	12,00
3 Mo.	07/02/2024	15.818	15.833	15,00
6 Mo.	07/05/2024	15.828	15.843	15,50
1 Yr.	07/11/2024	15.875	15.892	17,00

Money Market Rates (ACT/360)									
RATE	O/N	1 Wk	2 Wk	1 Mo	2 Mo	3 Mo	6 Mo	9 Mo	1 Yr
INTERBANK (IDR)	5,84%	6,13%	6,35%	6,65%	5,56%	5,79%	7,05%	no data	no data
INTERBANK (USD)	no data	0,12%	no data	no data	no data	no data	no data	no data	no data
<b>INDONESIA</b>	<b>5,84%</b>								
SIBOR (SGD)	0,10%	0,14%	no data	0,17%	0,21%	0,25%	0,35%	0,47%	0,58%
LIBOR (USD)	5,06%	no data	no data	5,44%	no data	5,65%	5,88%	no data	6,04%
JIBOR (IDR)	5,84%	6,25%	no data	6,65%	no data	6,96%	7,07%	no data	7,21%

Indonesia Government Bond									
Seri	Coupon	Bid	Offer	Bid Yield	Day(s) to Next Coupon	Last Week	Last Month	Day(s) to maturity	Trend
FR0064	6,125	96,87	97,23	6,942	8	96,26	96,48	1628 Hari	↑
FR0070	8,375	100,59	100,80	6,619	129	100,65	100,67	127 Hari	↓
FR0077	8,125	100,73	100,97	6,688	8	100,76	100,77	187 Hari	↓
FR0081	6,500	99,55	99,91	6,793	38	99,25	99,29	578 Hari	↑
FR0084	7,250	100,45	100,86	7,025	100	100,51	100,56	820 Hari	↑
FR0090	5,125	95,07	95,58	6,755	160	94,30	94,55	1238 Hari	↑
FR0091	6,375	95,41	95,68	7,106	160	95,42	95,70	3040 Hari	↑
FR0092	7,125	100,09	100,65	7,116	38	98,88	99,16	6702 Hari	↑
FR0093	6,375	92,93	94,88	7,193	69	92,94	93,36	4931 Hari	↓
PBS012	8,875	112,12	113,24	6,883	8	112,98	112,72	2890 Hari	↓
PBS031	4,000	98,12	98,50	6,818	69	98,23	98,32	248 Hari	↓
PBS032	4,875	95,05	95,86	6,919	69	96,04	95,62	968 Hari	↓
PBS029	6,375	94,82	95,61	7,087	129	95,69	95,27	3729 Hari	↓
PBS034	6,500	94,96	95,76	7,037	38	96,06	95,13	5621 Hari	↓
<b>FR0100</b>	6,625	97,30	97,53	6,996	100	96,45	96,51	3702 Hari	↑
<b>FR0095</b>	6,375	97,79	98,20	6,923	100	97,28	97,49	1719 Hari	↑
<b>FR0096</b>	7,000	99,49	99,77	7,073	100	98,62	99,38	3342 Hari	↑
<b>FR0098</b>	7,125	100,46	101,26	7,073	38	99,67	99,99	5261 Hari	↑
<b>FR0097</b>	7,125	99,53	99,85	7,169	38	99,73	99,74	7062 Hari	↑
<b>FR0089</b>	6,875	96,20	97,08	7,191	100	96,90	96,90	10004 Hari	↓
<b>PBS036</b>	5,375	97,31	97,85	7,008	100	97,38	97,49	638 Hari	↓
<b>PBS003</b>	6,000	96,70	98,69	7,169	69	98,39	98,39	1149 Hari	↓
<b>PBSG001</b>	6,625	99,19	99,84	6,794	129	100,80	99,80	2110 Hari	↓
<b>PBS037</b>	6,875	97,32	98,34	7,204	129	97,83	97,86	4450 Hari	↓
<b>PBS033</b>	6,750	95,21	95,77	7,173	38	95,99	95,33	8503 Hari	↓



Tim Riset:  
 Kemas Yudhio - Dealer FI - Ext.7952 - kemas.yudhio@banksumselbabel.com  
 Disclaimer/ Pernyataan tidak tanggung jawab: Semua data dalam laporan ini hanya dipergunakan sebagai informasi. Kinerja masa lalu bukan merupakan indikasi kinerja masa depan atau perlakuan performas atas suatu instrumen. Informasi yang dimuat dalam lembar ini diperoleh dari sumber yang dapat dipercaya, namun BPD Sumsel Babel tidak menjamin kelengkapan atau akurasi. Data, opini dan perlakuan yang diungkapkan dapat berubah tanpa pemberitahuan dan BPD Sumsel Babel tetap menolok setiap dan semua tanggung jawab atas pernyataan dan jaminan, terurut maupun terurut, tercantum di sini, atau yang tidak dicantumkan.