

### Fixed Income Daily Report

Thursday, 23 November 2023 09:14:42

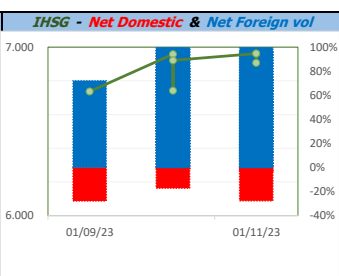
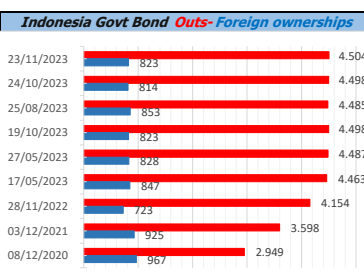
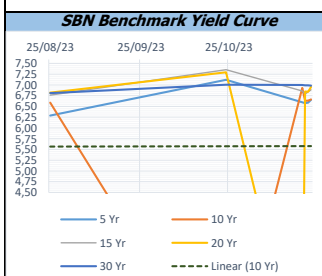
| Global Market                            |                 |           |         | Policy rates           |            |      |       |       |
|--|-----------------|-----------|---------|------------------------|------------|------|-------|-------|
| Indicator                                | price yesterday | TOD price | % chg.  | Indicator              | Date       | Last | Prev. | Trend |
| USD/IDR Today                            | 15575           | 15615     | 0,26%   | BI-7 DS RR             |            | 6,00 | 5,75  | ↑     |
| SGD/IDR Spot                             | 11624           | 11641     | 0,14%   | BI - Depfac            | 19/10/2023 | 5,25 | 5,00  | ↑     |
| MYR/IDR Spot                             | 3327            | 3327      | -0,02%  | BI - LF                |            | 6,75 | 6,50  | ↑     |
| SAR/IDR Spot                             | 4144            | 4164      | 0,48%   | US Fed's Current Range |            | 5,50 | 5,50  | →     |
| US - Dow Jones Industrial Average        | 35088           | 35273     | 0,52%   | LPS IDR                |            | 4,25 | 4,25  | →     |
| Tokyo - Nikkei 225                       | 33354           | 33452     | 0,29%   | LPS USD                | 01/10/2023 | 2,25 | 2,25  | →     |
| Hong Kong - Hang Seng Index              | 17735           | 17640     | -0,54%  | LPS BPR                |            | 6,75 | 6,75  | →     |
| Singapore - Srait Time Index STI         | 3115            | 3109      | -0,21%  |                        |            |      |       |       |
| Indonesia - IHSG                         | 6907            | 6963      | 0,80%   |                        |            |      |       |       |
| WTI Crude Oil Future/ barrel (Nov. 2023) | 88,75           | 88,75     | 0,00%   |                        |            |      |       |       |
| Gold Spot \$/Oz                          | 1994,19         | 1994,42   | 0,01%   |                        |            |      |       |       |
| Ice Newcastle Coal/ metric ton           | 122,30          | 122,15    | -0,12%  |                        |            |      |       |       |
| Malaysia CPO Contract (MYR/Metric ton)   | #N/A N/A        | #N/A N/A  | #VALUE! |                        |            |      |       |       |

| Indonesia Economic Data (in US\$ Billion, or percentage) |            |           |           |       |
|--|------------|-----------|-----------|-------|
| Indicator  | Date       | Last      | Prev.     | Trend |
| GDP (Gross Domestic Bruto)                               | 30/09/2023 | 4,94      | 5,17      | ↓     |
| CPI (YoY)  | 31/10/2023 | 2,56      | 2,28      | ↑     |
| CPI Core (YoY)   | 31/10/2023 | 1,91      | -4,5      | ↑     |
| CPI (MoM)  | 30/09/2023 | 0,17      | 0,19      | ↓     |
| Trade Balance (USD Billion)                              | 31/10/2023 | \$ 3.480  | \$ 3.405  | ↑     |
| Export Growth  | 31/10/2023 | \$ -10,43 | \$ -16,22 | ↑     |
| Import Growth  | 31/10/2023 | \$ -2,42  | \$ -12,45 | ↓     |
| Foreign Reserves   | 31/10/2023 | \$ 133,10 | \$ 134,86 | ↓     |
| Balance of Payment                                       | 30/09/2023 | \$ -900   | \$ -2.207 | ↑     |

| Foreign currency (US\$) and Money Market (Rp.) |            |        |        |       |
|--|------------|--------|--------|-------|
| Tenor  | Sett. Date | BID    | OFFER  | Gap.  |
| TOD  | 23/11/2023 | 15.615 | 15.620 | 5,00  |
| TOM  | 24/11/2023 | 15.615 | 15.622 | 5,23  |
| SPOT   | 27/11/2023 | 15.615 | 15.620 | 5,23  |
| NDF 1Mo.                                       | 27/12/2023 | 15.612 | 15.622 | 10,00 |
| D-NDF 3Mo.                                     | 27/02/2024 | 15.618 | 15.631 | 13,00 |
| 1 Wk.  | 04/12/2023 | 15.616 | 15.622 | 5,43  |
| 2 Wk.  | 11/12/2023 | 15.618 | 15.623 | 5,96  |
| 1 Mo.  | 27/12/2023 | 15.619 | 15.626 | 7,00  |
| 2 Mo.  | 29/01/2024 | 15.621 | 15.631 | 10,00 |
| 3 Mo.  | 27/02/2024 | 15.623 | 15.632 | 9,00  |
| 6 Mo.  | 28/05/2024 | 15.633 | 15.642 | 9,00  |
| 1 Yr.  | 27/11/2024 | 15.683 | 15.697 | 14,00 |

| Money Market Rates (ACT/360) |              |         |         |         |         |         |         |         |         |
|------------------------------|--------------|---------|---------|---------|---------|---------|---------|---------|---------|
| RATE                         | O/N          | 1 Wk    | 2 Wk    | 1 Mo    | 2 Mo    | 3 Mo    | 6 Mo    | 9 Mo    | 1 Yr    |
| INTERBANK (IDR)              | 5,88%        | 6,23%   | 6,45%   | #VALUE! | 6,75%   | 6,98%   | 7,05%   | no data | no data |
| INTERBANK (USD)              | no data      | 0,12%   | no data | no data | no data | no data | no data | no data | no data |
| <b>INDONESIA</b>             | <b>5,88%</b> |         |         |         |         |         |         |         |         |
| SIBOR (SGD)                  | 0,10%        | 0,14%   | no data | 0,17%   | 0,21%   | 0,25%   | 0,35%   | 0,47%   | 0,58%   |
| LIBOR (USD)                  | 5,06%        | no data | no data | 5,46%   | no data | 5,64%   | 5,81%   | no data | 6,04%   |
| JIBOR (IDR)                  | 5,88%        | 6,25%   | no data | 6,66%   | no data | 6,95%   | 7,07%   | no data | 7,20%   |

| Indonesia Government Bond |        |        |        |           |                       |           |            |                    |       |
|---------------------------|--------|--------|--------|-----------|-----------------------|-----------|------------|--------------------|-------|
| Seri                      | Coupon | Bid    | Offer  | Bid Yield | Day(s) to Next Coupon | Last Week | Last Month | Day(s) to maturity | Trend |
| FR0064                    | 6,125  | 97,71  | 98,09  | 6,726     | 170                   | 98,14     | 96,48      | 1609 Hari          | ↓     |
| FR0070                    | 8,375  | 100,57 | 100,73 | 6,391     | 109                   | 100,65    | 100,67     | 108 Hari           | ↓     |
| FR0077                    | 8,125  | 100,74 | 100,95 | 6,507     | 170                   | 100,91    | 100,77     | 168 Hari           | ↓     |
| FR0081                    | 6,500  | 99,69  | 99,93  | 6,706     | 18                    | 99,87     | 99,29      | 558 Hari           | ↓     |
| FR0084                    | 7,250  | 100,54 | 101,19 | 6,974     | 80                    | 100,80    | 100,56     | 800 Hari           | ↓     |
| FR0090                    | 5,125  | 95,90  | 96,21  | 6,490     | 140                   | 96,33     | 94,79      | 1218 Hari          | ↓     |
| FR0091                    | 6,375  | 97,69  | 98,38  | 6,739     | 140                   | 97,69     | 95,70      | 3020 Hari          | ↓     |
| FR0092                    | 7,125  | 103,14 | 103,67 | 6,824     | 18                    | 103,44    | 100,02     | 6682 Hari          | ↓     |
| FR0093                    | 6,375  | 97,23  | 98,28  | 6,687     | 49                    | 96,36     | 93,36      | 4911 Hari          | ↑     |
| PBS012                    | 8,875  | 112,67 | 113,21 | 6,791     | 170                   | 113,47    | 112,72     | 2870 Hari          | ↓     |
| PBS031                    | 4,000  | 98,22  | 98,63  | 6,868     | 49                    | 98,49     | 98,32      | 228 Hari           | ↓     |
| PBS032                    | 4,875  | 95,71  | 96,32  | 6,671     | 49                    | 96,31     | 95,62      | 948 Hari           | ↓     |
| PBS029                    | 6,375  | 95,76  | 96,52  | 6,956     | 109                   | 97,16     | 95,27      | 3709 Hari          | ↓     |
| PBS034                    | 6,500  | 96,07  | 96,86  | 6,916     | 18                    | 96,52     | 95,13      | 5601 Hari          | ↓     |
| <b>FR0100</b>             | 6,625  | 99,37  | 99,92  | 6,709     | 80                    | 99,24     | 96,51      | 3682 Hari          | ↑     |
| <b>FR0095</b>             | 6,375  | 98,86  | 99,25  | 6,657     | 80                    | 99,11     | 97,49      | 1699 Hari          | ↑     |
| <b>FR0096</b>             | 7,000  | 102,29 | 102,65 | 6,662     | 80                    | 100,41    | 99,38      | 3322 Hari          | ↑     |
| <b>FR0098</b>             | 7,125  | 102,34 | 102,67 | 6,868     | 18                    | 102,44    | 99,99      | 5241 Hari          | ↑     |
| <b>FR0097</b>             | 7,125  | 101,83 | 102,17 | 6,952     | 18                    | 99,93     | 99,74      | 7042 Hari          | ↑     |
| <b>FR0089</b>             | 6,875  | 98,29  | 98,99  | 7,015     | 80                    | 98,55     | 96,90      | 9984 Hari          | ↓     |
| <b>PBS036</b>             | 5,375  | 97,80  | 97,90  | 6,740     | 80                    | 98,33     | 97,38      | 618 Hari           | ↓     |
| <b>PBS003</b>             | 6,000  | 97,85  | 98,03  | 6,766     | 49                    | 98,18     | 98,39      | 1129 Hari          | ↓     |
| <b>PBSG001</b>            | 6,625  | 99,69  | 100,32 | 6,689     | 109                   | 100,30    | 99,80      | 2090 Hari          | ↓     |
| <b>PBS037</b>             | 6,875  | 99,13  | 99,95  | 6,980     | 109                   | 99,53     | 97,86      | 4430 Hari          | ↓     |
| <b>PBS033</b>             | 6,750  | 97,76  | 98,48  | 6,944     | 18                    | 98,06     | 95,33      | 8483 Hari          | ↓     |



Tim Riset:  
 Kemas Yudhio - Dealer FI - Ext.7952 - kemas.yudhio@banksumselbabel.com  
 Disclaimer/ Pernyataan tidak tanggung jawab: Semua data dalam laporan ini hanya dipergunakan sebagai informasi. Kinerja masa lalu bukan merupakan indikasi kinerja masa depan atau perlakuan performasi atas suatu instrumen. Informasi yang diuraikan dalam laporan ini diperoleh dari sumber yang dapat dipercaya, namun BPD Sumsel Babel tidak menjamin kelengkapan atau akurasi. Data, opini dan perlakuan yang diungkapkan dapat berubah tanpa pemberitahuan dan BPD Sumsel Babel tetap menolok setiap dan semua tanggung jawab atas pernyataan dan jaminan, terurut maupun terurut, tercantum di sini, atau yang tidak dicantumkan.