

### Fixed Income Daily Report

Friday, 24 November 2023 10:32:39

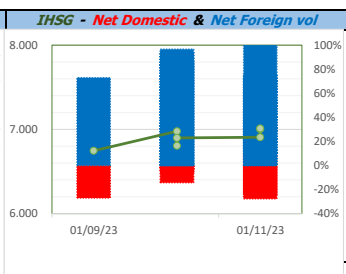
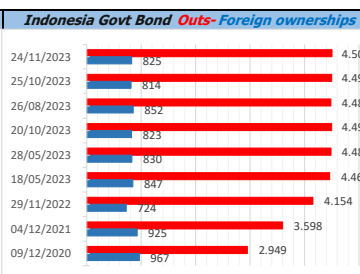
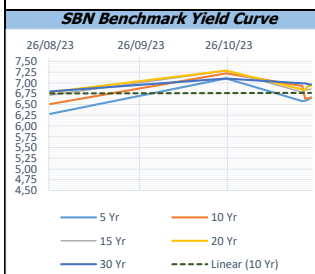
Global Market				Policy rates				
Indicator	price yesterday	TOD price	% chg.	Indicator	Date	Last	Prev.	Trend
USD/IDR Today	15555	15594	0,25%	BI-7 DS RR		6,00	5,75	↑
SGD/IDR Spot	11613	11621	0,07%	BI - Depfac	23/11/2023	5,25	5,00	↑
MYR/IDR Spot	3323	3328	0,15%	BI - LF		6,75	6,50	↑
SAR/IDR Spot	4146	4158	0,29%	US Fed's Current Range		5,50	5,50	→
US - Dow Jones Industrial Average	35088	35273	0,52%	LPS IDR		4,25	4,25	→
Tokyo - Nikkei 225	33452	33716	0,78%	LPS USD	01/10/2023	2,25	2,25	→
Hong Kong - Hang Seng Index	17911	17638	-1,55%	LPS BPR		6,75	6,75	→
Singapore - Srait Time Index STI	3112	3103	-0,28%					
Indonesia - IHSG	7004	7011	0,10%					
WTI Crude Oil Future/ barrel (Nov. 2023)	88,75	88,75	0,00%					
Gold Spot \$/Oz	1992,51	1992,75	0,01%					
Ice Newcastle Coal/ metric ton	122,15	122,15	0,00%					
Malaysia CPO Contract (MYR/Metric ton)	#N/A N/A	#N/A N/A	#VALUE!					

Indonesia Economic Data (in US\$ Billion, or percentage)				
Indicator	Date	Last	Prev.	Trend
GDP (Gross Domestic Bruto)	30/09/2023	4,94	5,17	↓
CPI (YoY)	31/10/2023	2,56	2,28	↑
CPI Core (YoY)	31/10/2023	1,91	-4,5	↑
CPI (MoM)	30/09/2023	0,17	0,19	↓
Trade Balance (USD Billion)	31/10/2023	\$ 3.480	\$ 3.405	↑
Export Growth	31/10/2023	\$ -10,43	\$ -16,22	↑
Import Growth	31/10/2023	\$ -2,42	\$ -12,45	↑
Foreign Reserves	31/10/2023	\$ 133,10	\$ 134,86	↓
Balance of Payment	30/09/2023	\$ -900	\$ -2.207	↑

Foreign currency (US\$) and Money Market (Rp.)				
Tenor	Sett. Date	BID	OFFER	Gap.
TOD	24/11/2023	15.590	15.597	7,00
TOM	25/11/2023	15.590	15.597	7,05
SPOT	28/11/2023	15.590	15.597	7,05
NDF 1Mo.	28/12/2023	15.588	15.599	11,00
D-NDF 3Mo.	28/02/2024	15.595	15.606	11,00
1 Wk.	05/12/2023	15.591	15.599	7,50
2 Wk.	12/12/2023	15.593	15.600	7,90
1 Mo.	28/12/2023	15.594	15.602	7,92
2 Mo.	29/01/2024	15.596	15.606	10,01
3 Mo.	28/02/2024	15.599	15.609	9,75
6 Mo.	28/05/2024	15.609	15.619	10,00
1 Yr.	29/11/2024	15.655	15.672	17,25

Money Market Rates (ACT/360)									
RATE	O/N	1 Wk	2 Wk	1 Mo	2 Mo	3 Mo	6 Mo	9 Mo	1 Yr
INTERBANK (IDR)	5,86%	6,23%	6,45%	#VALUE!	4,31%	4,73%	7,05%	no data	no data
INTERBANK (USD)	no data	0,12%	no data	no data	no data	no data	no data	no data	no data
<b>INDONESIA</b>	<b>5,86%</b>								
SIBOR (SGD)	0,10%	0,14%	no data	0,17%	0,21%	0,25%	0,35%	0,47%	0,58%
LIBOR (USD)	5,06%	no data	no data	5,46%	no data	5,64%	5,81%	no data	6,04%
JIBOR (IDR)	5,86%	6,25%	no data	6,66%	no data	6,95%	7,07%	no data	7,20%

Indonesia Government Bond									
Seri	Coupon	Bid	Offer	Bid Yield	Day(s) to Next Coupon	Last Week	Last Month	Day(s) to maturity	Trend
FR0064	6,125	97,78	98,10	6,707	169	98,14	96,48	1608 Hari	↓
FR0070	8,375	100,58	100,72	6,307	108	100,65	100,67	107 Hari	↓
FR0077	8,125	100,74	100,94	6,485	169	100,91	100,77	167 Hari	↓
FR0081	6,500	99,74	99,99	6,678	17	99,87	99,29	557 Hari	↓
FR0084	7,250	100,74	101,43	6,878	79	100,80	100,56	799 Hari	↓
FR0090	5,125	95,79	96,00	6,531	139	96,33	94,79	1217 Hari	↓
FR0091	6,375	97,83	98,27	6,717	139	97,69	95,70	3019 Hari	↑
FR0092	7,125	102,93	103,46	6,844	17	103,44	100,02	6681 Hari	↑
FR0093	6,375	97,18	98,23	6,693	48	96,36	93,36	4910 Hari	↑
PBS012	8,875	112,71	113,25	6,783	169	113,47	112,72	2869 Hari	↓
PBS031	4,000	98,28	98,64	6,811	48	98,49	98,32	227 Hari	↓
PBS032	4,875	95,64	96,24	6,705	48	96,31	95,62	947 Hari	↓
PBS029	6,375	95,76	96,52	6,956	108	97,16	95,27	3708 Hari	↓
PBS034	6,500	96,41	97,19	6,879	17	96,52	95,13	5600 Hari	↓
<b>FR0100</b>	6,625	99,51	99,79	6,690	79	99,24	96,51	3681 Hari	↑
<b>FR0095</b>	6,375	98,83	99,16	6,666	79	99,11	97,49	1698 Hari	↑
<b>FR0096</b>	7,000	102,34	102,70	6,654	79	100,41	99,38	3321 Hari	↑
<b>FR0098</b>	7,125	102,42	102,76	6,859	17	102,44	99,99	5240 Hari	↑
<b>FR0097</b>	7,125	102,03	102,44	6,933	17	99,93	99,74	7041 Hari	↑
<b>FR0089</b>	6,875	98,68	99,30	6,982	79	98,55	96,90	9983 Hari	↑
<b>PBS036</b>	5,375	97,66	98,08	6,829	79	97,60	97,49	617 Hari	↓
<b>PBS003</b>	6,000	97,85	98,03	6,766	48	98,18	98,39	1128 Hari	↑
<b>PBSG001</b>	6,625	99,75	100,38	6,675	108	100,30	99,80	2089 Hari	↓
<b>PBS037</b>	6,875	99,05	99,73	6,989	108	99,53	97,86	4429 Hari	↓
<b>PBS033</b>	6,750	97,51	98,20	6,966	17	98,06	95,33	8482 Hari	↓



Tim Riset:

Kemas Yudhio - Dealer FI - Ext.7952 - kemas.yudhio@banksumselbabel.com

**Disclaimer/ Pernyataan Tanggung Jawab:** Semua data dalam laporan ini hanya dipergunakan sebagai informasi. Kinerja masa lalu bukan merupakan indikasi kinerja masa depan atau perlakuan performas atas suatu instrumen. Informasi yang dimuat dalam lembar ini diperoleh dari sumber yang dapat dipercaya, namun BPD Sumsel Babel tidak menjamin kelengkapan atau akurasi. Data, opini dan perkiraan yang diungkapkan dapat berubah tanpa pemberitahuan dan BPD Sumsel Babel tegas menolak setiap dan semua tanggung jawab atas pernyataan dan jaminan, terurut maupun terbalik, yang tercantum di sini, atau yang tidak dicantumkan.