

### Fixed Income Daily Report

Tuesday, 05 December 2023 09:13:40

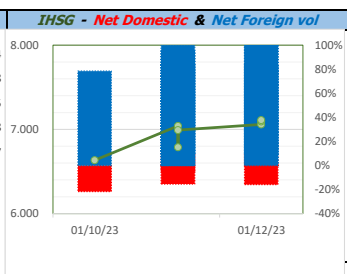
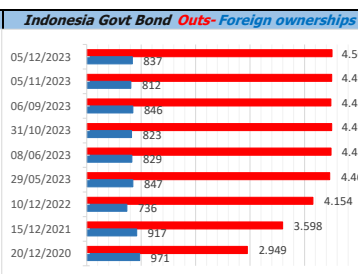
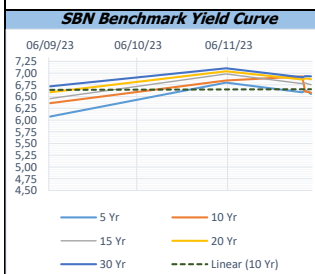
Global Market				Policy rates				
Indicator	price yesterday	TOD price	% chg.	Indicator	Date	Last	Prev.	Trend
USD/IDR Today	15455	15511	0,36%	BI-7 DS RR		6,00	5,75	↑
SGD/IDR Spot	11570	11591	0,18%	BI - Depfac	23/11/2023	5,25	5,00	↑
MYR/IDR Spot	3317	3324	0,24%	BI - LF		6,75	6,50	↑
SAR/IDR Spot	4122	4136	0,34%	US Fed's Current Range		5,50	5,50	→
US - Dow Jones Industrial Average	36246	36204	-0,11%	LPS IDR		4,25	4,25	→
Tokyo - Nikkei 225	33231	32768	-1,41%	LPS USD	01/10/2023	2,25	2,25	→
Hong Kong - Hang Seng Index	16646	16489	-0,95%	LPS BPR		6,75	6,75	→
Singapore - Srait Time Index STI	3084	3085	0,03%					
Indonesia - IHSG	7094	7110	0,23%					
WTI Crude Oil Future/ barrel (Nov. 2023)	88,75	88,75	0,00%					
Gold Spot \$/Oz	2034,85	2035,14	0,01%					
Ice Newcastle Coal/ metric ton	133,50	134,45	0,71%					
Malaysia CPO Contract (MYR/Metric ton)	#N/A N/A	#N/A Field N	#VALUE!					

Indonesia Economic Data (in US\$ Billion, or percentage)				
Indicator	Date	Last	Prev.	Trend
GDP (Gross Domestic Bruto)	30/09/2023	4,94	5,17	↓
CPI (YoY)	30/11/2023	2,86	2,56	↑
CPI Core (YoY)	30/11/2023	1,87	-2,09	↑
CPI (MoM)	31/10/2023	0,38	0,17	↑
Trade Balance (USD Billion)	31/10/2023	\$ 3.480	\$ 3.405	↑
Export Growth	31/10/2023	\$ -10,43	\$ -16,22	↑
Import Growth	31/10/2023	\$ -2,42	\$ -12,45	↓
Foreign Reserves	31/10/2023	\$ 133,10	\$ 134,86	↓
Balance of Payment	30/09/2023	\$ -900	\$ -2.207	↑

Foreign currency (US\$) and Money Market (Rp.)				
Tenor	Sett. Date	BID	OFFER	Gap.
TOD	05/12/2023	15.455	15.465	10,00
TOM	06/12/2023	15.455	15.467	10,08
SPOT	07/12/2023	15.455	15.465	10,08
NDF 1Mo.	08/01/2024	15.510	15.521	11,00
D-NDF 3Mo.	07/03/2024	15.515	15.530	15,00
1 Wk.	14/12/2023	15.456	15.467	10,50
2 Wk.	21/12/2023	15.457	15.468	10,76
1 Mo.	08/01/2024	15.459	15.471	12,00
2 Mo.	07/02/2024	15.462	15.477	15,00
3 Mo.	07/03/2024	15.465	15.480	15,00
6 Mo.	07/06/2024	15.473	15.493	20,00
1 Yr.	09/12/2024	15.528	15.551	22,83

Money Market Rates (ACT/360)									
RATE	O/N	1 Wk	2 Wk	1 Mo	2 Mo	3 Mo	6 Mo	9 Mo	1 Yr
INTERBANK (IDR)	5,93%	6,23%	6,43%	#VALUE!	6,76%	6,57%	7,05%	no data	no data
INTERBANK (USD)	no data	#VALUE!	no data	no data	no data	no data	no data	no data	no data
<b>INDONESIA</b>	<b>5,93%</b>								
SIBOR (SGD)	0,10%	0,14%	no data	0,17%	0,21%	0,25%	0,35%	0,47%	0,58%
LIBOR (USD)	5,06%	no data	no data	5,46%	no data	5,64%	5,77%	no data	6,04%
JIBOR (IDR)	5,93%	6,25%	no data	6,65%	no data	6,95%	7,07%	no data	7,20%

Indonesia Government Bond									
Seri	Coupon	Bid	Offer	Bid Yield	Day(s) to Next Coupon	Last Week	Last Month	Day(s) to maturity	Trend
FR0064	6,125	98,07	98,49	6,632	161	98,18	98,05	1600 Hari	↓
FR0070	8,375	100,50	100,63	6,397	100	100,57	100,57	99 Hari	↓
FR0077	8,125	100,65	100,84	6,590	161	100,77	100,77	159 Hari	↓
FR0081	6,500	99,91	100,18	6,564	9	100,02	100,08	549 Hari	↓
FR0084	7,250	101,09	101,56	6,700	71	101,33	101,12	791 Hari	↓
FR0090	5,125	95,91	96,20	6,499	131	95,80	95,82	1209 Hari	↑
FR0091	6,375	98,34	98,48	6,636	131	98,08	97,87	3011 Hari	↑
FR0092	7,125	103,19	103,80	6,819	9	103,39	103,39	6673 Hari	↑
FR0093	6,375	96,70	97,46	6,748	40	97,08	97,10	4902 Hari	↓
PBS012	8,875	112,38	112,85	6,829	161	112,62	112,67	2861 Hari	↓
PBS031	4,000	98,36	98,65	6,792	40	98,47	98,48	219 Hari	↓
PBS032	4,875	95,50	96,17	6,782	40	95,85	95,98	939 Hari	↓
PBS029	6,375	95,15	95,98	7,044	100	95,57	95,60	3701 Hari	↓
PBS034	6,500	96,23	96,94	6,899	9	95,95	96,08	5592 Hari	↑
<b>FR0100</b>	6,625	99,86	100,15	6,643	71	99,81	99,69	3673 Hari	↑
<b>FR0095</b>	6,375	99,26	99,53	6,558	71	99,08	98,99	1691 Hari	↑
<b>FR0096</b>	7,000	102,79	103,05	6,589	71	102,73	102,67	3313 Hari	↑
<b>FR0098</b>	7,125	103,39	103,79	6,755	9	103,27	103,08	5232 Hari	↑
<b>FR0097</b>	7,125	102,74	103,07	6,868	9	102,58	102,55	7033 Hari	↑
<b>FR0089</b>	6,875	99,15	99,90	6,943	71	99,41	99,37	9975 Hari	↓
<b>PBS036</b>	5,375	97,74	98,23	6,802	71	97,81	97,81	610 Hari	↓
<b>PBS003</b>	6,000	98,27	98,97	6,622	40	98,62	98,62	1120 Hari	↓
<b>PBSG001</b>	6,625	99,62	100,17	6,702	100	99,80	99,86	2081 Hari	↓
<b>PBS037</b>	6,875	99,20	100,74	6,971	100	99,45	99,35	4422 Hari	↓
<b>PBS033</b>	6,750	99,25	99,56	6,814	9	97,91	97,91	8474 Hari	↑



Tim Riset:

Kemas Yudhio - Dealer FI - Ext.7952 - kemas.yudhio@banksumselbabel.com

Dikawatir! Perhatian! Tidak tanggung jawab: Semua data dalam laporan ini hanya dipergunakan sebagai informasi. Kinerja masa lalu bukan merupakan indikasi kinerja masa depan atau perlakuan performasi atas suatu instrumen. Informasi yang dimuat dalam lembar ini diperoleh dari sumber yang dapat dipercaya, namun BPD Sumsel Babel tidak menjamin kelengkapan atau akurasi. Data, opini dan perkiraan yang diungkapkan dapat berubah tanpa pemberitahuan dan BPD Sumsel Babel tetap menolok setiap dan semua tanggung jawab atas pernyataan dan jaminan, terurut maupun terurut, yang tercantum di sini, atau yang tidak dicantumkan.