

### Fixed Income Daily Report

Wednesday, 13 December 2023 09:11:42

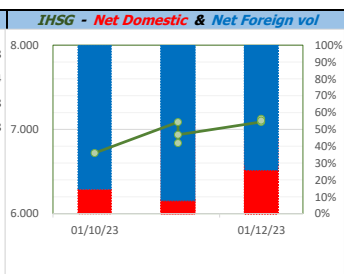
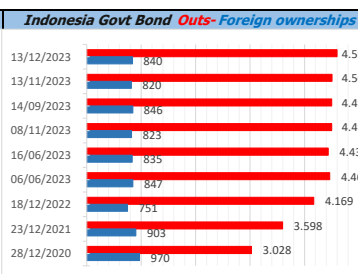
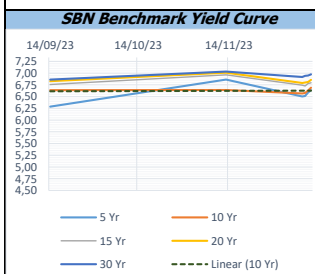
Global Market				Policy rates				
Indicator	price yesterday	TOD price	% chg.	Indicator	Date	Last	Prev.	Trend
USD/IDR Today	15620	15606	-0,09%	BI-7 DS RR		6,00	5,75	↑
SGD/IDR Spot	11617	11643	0,22%	BI - Depfac	23/11/2023	5,25	5,00	↑
MYR/IDR Spot	3334	3335	0,03%	BI - LF		6,75	6,50	↑
SAR/IDR Spot	4165	4162	-0,07%	US Fed's Current Range		5,50	5,50	→
US - Dow Jones Industrial Average	36405	36578	0,47%	LPS IDR		4,25	4,25	→
Tokyo - Nikkei 225	32844	33074	0,70%	LPS USD	01/10/2023	2,25	2,25	→
Hong Kong - Hang Seng Index	16201	16375	1,06%	LPS BPR		6,75	6,75	→
Singapore - Srait Time Index STI	3090	3102	0,39%					
Indonesia - IHSG	7125	7105	-0,29%					
WTI Crude Oil Future/ barrel (Dec. 2023)	77,60	77,60	0,00%					
Gold Spot \$/Oz	1979,93	1980,19	0,01%					
Ice Newcastle Coal/ metric ton	152,50	146,25	-4,27%					
Malaysia CPO Contract (MYR/Metric ton)	3605,00	3608,00	0,08%					

Indonesia Economic Data (in US\$ Billion, or percentage)				
Indicator	Date	Last	Prev.	Trend
GDP (Gross Domestic Bruto)	30/09/2023	4,94	5,17	↓
CPI (YoY)	30/11/2023	2,86	2,56	↑
CPI Core (YoY)	30/11/2023	1,87	-2,09	↑
CPI (MoM)	31/10/2023	0,38	0,17	↑
Trade Balance (USD Billion)	31/10/2023	\$ 3.480	\$ 3.405	↑
Export Growth	31/10/2023	\$ -10,43	\$ -16,22	↑
Import Growth	31/10/2023	\$ -2,42	\$ -12,45	↑
Foreign Reserves	30/11/2023	\$ 138,10	\$ 133,14	↑
Balance of Payment	30/09/2023	\$ -900	\$ -2.207	↑

Foreign currency (US\$) and Money Market (Rp.)				
Tenor	Sett. Date	BID	OFFER	Gap.
TOD	13/12/2023	15.620	15.630	10,00
TOM	14/12/2023	15.620	15.630	10,10
SPOT	15/12/2023	15.620	15.630	10,10
NDF 1Mo.	16/01/2024	15.605	15.616	11,00
D-NDF 3Mo.	15/03/2024	15.612	15.622	10,00
1 Wk.	22/12/2023	15.621	15.632	10,45
2 Wk.	29/12/2023	15.622	15.632	10,44
1 Mo.	16/01/2024	15.624	15.635	11,00
2 Mo.	15/02/2024	15.628	15.640	12,00
3 Mo.	15/03/2024	15.630	15.643	12,72
6 Mo.	20/06/2024	15.640	15.653	13,00
1 Yr.	16/12/2024	15.688	15.704	16,50

Money Market Rates (ACT/360)									
RATE	O/N	1 Wk	2 Wk	1 Mo	2 Mo	3 Mo	6 Mo	9 Mo	1 Yr
INTERBANK (IDR)	5,90%	6,23%	6,38%	6,63%	3,92%	4,43%	no data	no data	no data
INTERBANK (USD)	5,36%	5,38%	5,39%	5,64%	5,59%	5,64%	5,65%	5,67%	5,69%
<b>INDONESIA</b>	<b>5,90%</b>								
SIBOR (SGD)	0,10%	0,14%	no data	0,17%	0,21%	0,25%	0,35%	0,47%	0,58%
LIBOR (USD)	5,06%	no data	no data	5,47%	no data	5,64%	5,76%	no data	6,04%
JIBOR (IDR)	5,90%	6,25%	no data	6,65%	no data	6,95%	7,07%	no data	7,20%

Indonesia Government Bond									
Seri	Coupon	Bid	Offer	Bid Yield	Day(s) to Next Coupon	Last Week	Last Month	Day(s) to maturity	Trend
FR0064	6,125	97,85	98,18	6,686	152	98,17	98,05	1591 Hari	↓
FR0070	8,375	100,43	100,52	6,531	91	100,53	100,57	90 Hari	↓
FR0077	8,125	100,64	100,75	6,543	152	100,73	100,77	150 Hari	↓
FR0081	6,500	99,86	100,02	6,589	183	100,07	100,08	540 Hari	↓
FR0084	7,250	101,10	101,40	6,692	62	101,37	101,28	782 Hari	↓
FR0090	5,125	96,02	96,29	6,469	122	96,29	95,82	1200 Hari	↓
FR0091	6,375	97,59	97,88	6,756	122	98,36	97,87	3002 Hari	↓
FR0092	7,125	103,06	103,84	6,831	183	103,45	103,39	6664 Hari	↓
FR0093	6,375	96,37	97,00	6,788	31	96,92	97,10	4893 Hari	↓
PBS012	8,875	112,39	112,82	6,823	152	112,78	112,67	2852 Hari	↓
PBS031	4,000	98,32	98,61	6,976	31	98,46	98,48	210 Hari	↓
PBS032	4,875	95,50	96,03	6,799	31	95,76	95,98	930 Hari	↓
PBS029	6,375	95,72	96,36	6,964	91	96,04	95,60	3692 Hari	↓
PBS034	6,500	95,82	96,49	6,944	183	96,59	96,08	5583 Hari	↓
<b>FR0100</b>	6,625	99,50	99,94	6,692	62	100,06	99,97	3664 Hari	↓
<b>FR0095</b>	6,375	98,96	99,18	6,635	62	99,43	98,99	1682 Hari	↓
<b>FR0096</b>	7,000	102,10	102,39	6,689	62	102,87	102,67	3304 Hari	↓
<b>FR0098</b>	7,125	103,05	103,29	6,792	183	103,65	103,08	5223 Hari	↓
<b>FR0097</b>	7,125	102,84	103,26	6,863	183	103,49	102,55	7024 Hari	↓
<b>FR0089</b>	6,875	98,44	99,07	7,003	62	99,24	99,37	9967 Hari	↓
<b>PBS036</b>	5,375	97,58	97,95	6,926	62	97,88	97,81	601 Hari	↓
<b>PBS003</b>	6,000	98,20	98,44	6,654	31	98,33	98,62	1112 Hari	↓
<b>PBSG001</b>	6,625	99,44	99,93	6,741	91	99,84	99,86	2072 Hari	↓
<b>PBS037</b>	6,875	99,69	101,08	6,912	91	100,37	99,35	4413 Hari	↓
<b>PBS033</b>	6,750	95,34	98,36	7,163	183	96,84	98,35	8465 Hari	↓



Tim Riset:

Kemas Yudhio - Dealer FI - Ext.7952 - kemas.yudhio@banksumselbabel.com

Dikawatir! Perhatian! Tidak tanggung jawab: Semua data dalam laporan ini hanya dipergunakan sebagai informasi. Kinerja masa lalu belum menjamin indikasi kinerja masa depan atau perlakuan performansi satu instrumen. Informasi yang dimuat dalam lembar ini diperoleh dari sumber yang dapat dipercaya, namun BPD Sumsel Babel tidak menjamin kelengkapan atau akurasi. Data, opini dan perlakuan yang diungkapkan dapat berubah tanpa pemberitahuan dan BPD Sumsel Babel tetap menolok setiap dan semua tanggung jawab atas pernyataan dan jaminan, terurut maupun terurut, tercantum di sini, atau yang tidak dicantumkan.