

**Fixed Income Daily Report**  
Monday, 18 December 2023 09:13:13

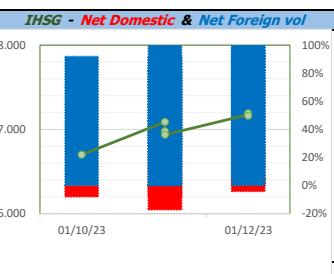
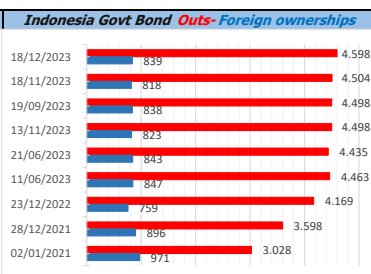
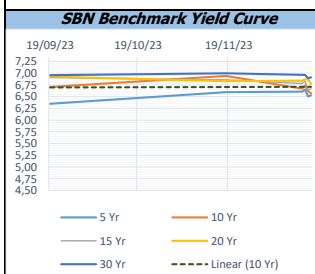
Global Market				Policy rates				
Indicator	price yesterday	TOD price	% chg.	Indicator	Date	Last	Prev.	Trend
USD/IDR Today	15493	15545	0,33%	BI-7 DS RR		6,00	5,75	↑
SGD/IDR Spot	11667	11663	-0,04%	BI - Depfac	23/11/2023	5,25	5,00	↑
MYR/IDR Spot	3320	3322	0,05%	BI - LF		6,75	6,50	↑
SAR/IDR Spot	4130	4145	0,36%	US Fed's Current Range		5,50	5,50	→
US - Dow Jones Industrial Average	37248	37305	0,15%	LPS IDR		4,25	4,25	→
Tokyo - Nikkei 225	32971	32572	-1,23%	LPS USD	01/10/2023	2,25	2,25	→
Hong Kong - Hang Seng Index	16792	16630	-0,97%	LPS BPR		6,75	6,75	→
Singapore - Srait Time Index STI	3117	3098	-0,59%					
Indonesia - IHSG	7191	7162	-0,41%					
WTI Crude Oil Future/ barrel (Dec. 2023)	77,60	77,60	0,00%					
Gold Spot \$/Oz	2022,20	2022,46	0,01%					
Ice Newcastle Coal/ metric ton	145,50	145,25	-0,17%					
Malaysia CPO Contract (MYR/Metric ton)	3601,00	3601,00	0,00%					

Indonesia Economic Data (in US\$ Billion, or percentage)				
Indicator	Date	Last	Prev.	Trend
GDP (Gross Domestic Bruto)	30/09/2023	4,94	5,17	↓
CPI (YoY)	30/11/2023	2,86	2,56	↑
CPI Core (YoY)	30/11/2023	1,87	-2,09	↑
CPI (MoM)	31/10/2023	0,38	0,17	↓
Trade Balance (USD Billion)	30/11/2023	\$ 2.410	\$ 3.474	↓
Export Growth	30/11/2023	\$ -8,56	\$ -10,43	↑
Import Growth	30/11/2023	\$ 3,29	\$ -2,42	↑
Foreign Reserves	30/11/2023	\$ 138,10	\$ 133,14	↑
Balance of Payment	30/09/2023	\$ -900	\$ -2.207	↑

Foreign currency (US\$) and Money Market (Rp.)				
Tenor	Sett. Date	BID	OFFER	Gap.
TOD	18/12/2023	15.500	15.510	10,00
TOM	19/12/2023	15.500	15.510	10,12
SPOT	20/12/2023	15.500	15.510	10,12
NDF 1Mo.	22/01/2024	15.555	15.565	10,00
D-NDF 3Mo.	20/03/2024	15.551	15.570	19,00
1 Wk.	27/12/2023	15.501	15.512	10,50
2 Wk.	03/01/2024	15.502	15.513	11,12
1 Mo.	22/01/2024	15.504	15.515	11,00
2 Mo.	20/02/2024	15.508	15.520	12,50
3 Mo.	20/03/2024	15.510	15.524	14,00
6 Mo.	20/06/2024	15.518	15.535	16,65
1 Yr.	20/12/2024	15.575	15.599	23,83

Money Market Rates (ACT/360)									
RATE	O/N	1 Wk	2 Wk	1 Mo	2 Mo	3 Mo	6 Mo	9 Mo	1 Yr
INTERBANK (IDR)	5,83%	6,23%	6,38%	6,63%	7,05%	6,70%	no data	no data	no data
INTERBANK (USD)	5,36%	5,38%	5,43%	5,53%	5,61%	5,63%	5,57%	5,47%	5,48%
<b>INDONESIA</b>	<b>5,83%</b>								
SIBOR (SGD)	0,10%	0,14%	no data	0,17%	0,21%	0,25%	0,35%	0,47%	0,58%
LIBOR (USD)	5,06%	no data	no data	5,47%	no data	5,63%	5,65%	no data	6,04%
JIBOR (IDR)	5,83%	6,25%	no data	6,65%	no data	6,95%	7,07%	no data	7,20%

Indonesia Government Bond									
Seri	Coupon	Bid	Offer	Bid Yield	Day(s) to Next Coupon	Last Week	Last Month	Day(s) to maturity	Trend
FR0064	6,125	98,21	98,47	6,597	147	98,30	98,05	1586 Hari	↓
FR0070	8,375	100,36	100,49	6,683	86	100,45	100,57	85 Hari	↓
FR0077	8,125	100,61	100,73	6,537	147	100,66	100,77	145 Hari	↓
FR0081	6,500	99,93	100,10	6,549	178	100,01	100,08	536 Hari	↓
FR0084	7,250	101,15	101,63	6,663	57	101,39	101,12	777 Hari	↓
FR0090	5,125	95,87	96,13	6,525	117	96,00	95,97	1195 Hari	↓
FR0091	6,375	98,28	98,47	6,645	117	98,38	97,87	2997 Hari	↓
FR0092	7,125	103,68	104,07	6,773	178	103,88	103,45	6660 Hari	↓
FR0093	6,375	97,39	98,31	6,670	26	97,85	97,41	4888 Hari	↓
PBS012	8,875	112,47	112,89	6,807	147	112,68	112,67	2847 Hari	↓
PBS031	4,000	98,37	98,61	6,922	26	98,49	98,48	205 Hari	↓
PBS032	4,875	95,59	96,18	6,767	26	95,89	95,98	925 Hari	↓
PBS029	6,375	95,96	96,57	6,930	86	96,26	95,60	3687 Hari	↓
PBS034	6,500	96,14	96,80	6,910	178	96,47	96,08	5579 Hari	↓
FR0100	6,625	99,99	100,07	6,625	57	100,03	99,69	3659 Hari	↓
FR0095	6,375	99,40	99,66	6,524	57	99,53	98,99	1677 Hari	↓
FR0096	7,000	103,03	103,41	6,553	57	103,13	102,67	3299 Hari	↓
FR0098	7,125	104,98	105,34	6,586	178	104,47	103,08	5219 Hari	↑
FR0097	7,125	103,85	104,03	6,766	178	103,93	102,55	7020 Hari	↓
FR0089	6,875	99,50	100,24	6,915	57	99,72	99,37	9962 Hari	↓
PBS036	5,375	97,78	98,42	6,803	57	98,10	97,81	596 Hari	↓
PBS003	6,000	97,61	98,37	6,872	26	98,28	97,94	1107 Hari	↓
PBSG001	6,625	99,57	100,06	6,713	86	99,82	99,86	2067 Hari	↓
PBS037	6,875	99,52	101,53	6,933	86	100,52	99,35	4408 Hari	↓
PBS033	6,750	95,30	99,16	7,166	178	97,23	98,35	8460 Hari	↓



Tim Riset:  
Kemas Yudhio - Dealer FI - Ext.7952 - kemas.yudhio@banksumselbabel.com  
Disclaimer: Peringatan tidak tanggung jawab: Semua data dalam laporan ini hanya dipergunakan sebagai informasi. Kinerja masa lalu bukan merupakan indikasi kinerja masa depan atau perlakuan performas atas suatu instrumen. Informasi yang dimuat dalam lembar ini diperoleh dari sumber yang dapat dipercaya, namun BPD Sumsel Babel tidak menjamin kelengkapan atau akurasi. Data, opini dan perlakuan yang diungkapkan dapat berubah tanpa pemberitahuan dan BPD Sumsel Babel tetap menolok setiap dan semua tanggung jawab atas pernyataan dan jaminan, terurut maupun terbalik, yang tercantum di sini, atau yang tidak dicantumkan.