

### Fixed Income Daily Report

Tuesday, 19 December 2023 09:03:38

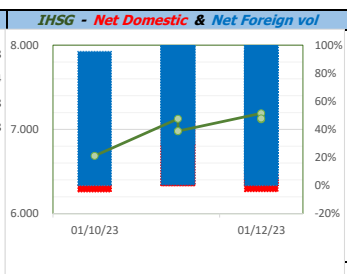
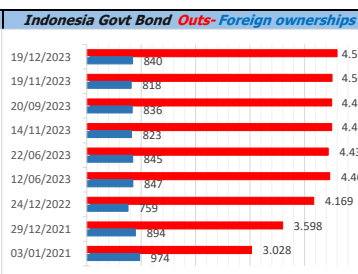
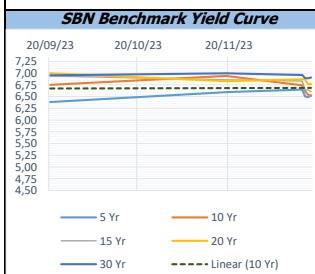
Global Market				Policy rates				
Indicator	price yesterday	TOD price	% chg.	Indicator	Date	Last	Prev.	Trend
USD/IDR Today	15510	15523	0,08%	BI-7 DS RR		6,00	5,75	↑
SGD/IDR Spot	11649	11652	0,03%	BI - Depfac	23/11/2023	5,25	5,00	↑
MYR/IDR Spot	3303	3306	0,09%	BI - LF		6,75	6,50	↑
SAR/IDR Spot	4135	4137	0,05%	US Fed's Current Range		5,50	5,50	→
US - Dow Jones Industrial Average	37305	37306	0,00%	LPS IDR		4,25	4,25	→
Tokyo - Nikkei 225	32759	32755	-0,01%	LPS USD	01/10/2023	2,25	2,25	→
Hong Kong - Hang Seng Index	16629	16415	-1,30%	LPS BPR		6,75	6,75	→
Singapore - Srait Time Index STI	3113	3112	-0,05%					
Indonesia - IHSG	7120	7130	0,15%					
WTI Crude Oil Future/ barrel (Dec. 2023)	77,60	77,60	0,00%					
Gold Spot \$/Oz	2026,41	2026,68	0,01%					
Ice Newcastle Coal/ metric ton	145,25	144,75	-0,35%					
Malaysia CPO Contract (MYR/Metric ton)	3601,00	3601,00	0,00%					

Indonesia Economic Data (in US\$ Billion, or percentage)				
Indicator	Date	Last	Prev.	Trend
GDP (Gross Domestic Bruto)	30/09/2023	4,94	5,17	↓
CPI (YoY)	30/11/2023	2,86	2,56	↑
CPI Core (YoY)	30/11/2023	1,87	-2,09	↑
CPI (MoM)	31/10/2023	0,38	0,17	↓
Trade Balance (USD Billion)	30/11/2023	\$ 2.410	\$ 3.474	↓
Export Growth	30/11/2023	\$ -8,56	\$ -10,43	↑
Import Growth	30/11/2023	\$ 3,29	\$ -2,42	↑
Foreign Reserves	30/11/2023	\$ 138,10	\$ 133,14	↑
Balance of Payment	30/09/2023	\$ -900	\$ -2.207	↑

Foreign currency (US\$) and Money Market (Rp.)				
Tenor	Sett. Date	BID	OFFER	Gap.
TOD	19/12/2023	15.515	15.530	15,00
TOM	20/12/2023	15.515	15.530	15,20
SPOT	21/12/2023	15.515	15.530	15,20
NDF 1Mo.	22/01/2024	15.516	15.528	12,00
D-NDF 3Mo.	21/03/2024	15.518	15.535	17,00
1 Wk.	28/12/2023	15.516	15.531	15,33
2 Wk.	04/01/2024	15.517	15.532	15,33
1 Mo.	22/01/2024	15.519	15.535	15,85
2 Mo.	21/02/2024	15.523	15.540	17,50
3 Mo.	21/03/2024	15.528	15.546	17,88
6 Mo.	21/06/2024	15.536	15.556	19,44
1 Yr.	23/12/2024	15.593	15.615	22,00

Money Market Rates (ACT/360)									
RATE	O/N	1 Wk	2 Wk	1 Mo	2 Mo	3 Mo	6 Mo	9 Mo	1 Yr
INTERBANK (IDR)	5,91%	6,23%	6,38%	6,38%	4,91%	5,08%	no data	no data	
INTERBANK (USD)	5,36%	5,38%	5,43%	5,61%	5,61%	5,63%	5,48%	5,49%	5,40%
<b>INDONESIA 5,91%</b>									
SIBOR (SGD)	0,10%	0,14%	no data	0,17%	0,21%	0,25%	0,35%	0,47%	0,58%
LIBOR (USD)	5,06%	no data	no data	5,47%	no data	5,63%	5,65%	no data	6,04%
JIBOR (IDR)	5,91%	6,25%	no data	6,65%	no data	6,95%	7,07%	no data	7,20%

Indonesia Government Bond									
Seri	Coupon	Bid	Offer	Bid Yield	Day(s) to Next Coupon	Last Week	Last Month	Day(s) to maturity	Trend
FR0064	6,125	98,33	98,57	6,566	146	98,30	98,05	1585 Hari	↑
FR0070	8,375	100,38	100,48	6,594	85	100,45	100,57	84 Hari	↓
FR0077	8,125	100,59	100,71	6,573	146	100,66	100,77	144 Hari	↓
FR0081	6,500	99,94	100,11	6,539	177	100,01	100,08	535 Hari	↓
FR0084	7,250	101,15	101,63	6,663	56	101,39	101,12	776 Hari	↓
FR0090	5,125	95,87	96,13	6,525	116	96,00	95,97	1194 Hari	↓
FR0091	6,375	98,44	98,69	6,620	116	98,38	97,87	2996 Hari	↑
FR0092	7,125	103,68	104,07	6,773	177	103,88	103,45	6659 Hari	↓
FR0093	6,375	97,76	98,84	6,628	25	97,85	97,41	4887 Hari	↓
PBS012	8,875	112,50	112,92	6,803	146	112,68	112,67	2846 Hari	↓
PBS031	4,000	98,37	98,61	6,922	25	98,49	98,48	204 Hari	↓
PBS032	4,875	95,62	96,18	6,759	25	95,89	95,98	924 Hari	↓
PBS029	6,375	95,97	96,57	6,929	85	96,26	95,60	3686 Hari	↓
PBS034	6,500	96,14	96,81	6,910	177	96,47	96,08	5578 Hari	↓
FR0100	6,625	99,99	100,07	6,625	56	100,03	99,69	3658 Hari	↓
FR0095	6,375	99,37	99,66	6,532	56	99,53	98,99	1676 Hari	↓
FR0096	7,000	103,33	103,61	6,510	56	103,13	102,67	3298 Hari	↑
FR0098	7,125	104,85	105,19	6,600	177	104,47	103,08	5218 Hari	↑
FR0097	7,125	103,81	104,14	6,770	177	103,93	102,55	7019 Hari	↓
FR0089	6,875	99,67	100,29	6,901	56	99,72	99,37	9961 Hari	↓
PBS036	5,375	97,78	98,42	6,803	56	98,10	97,81	595 Hari	↓
PBS003	6,000	98,10	98,34	6,692	25	98,24	98,62	1106 Hari	↓
PBSG001	6,625	99,62	100,11	6,703	85	99,82	99,86	2066 Hari	↓
PBS037	6,875	99,51	101,53	6,933	85	100,52	99,35	4407 Hari	↓
PBS033	6,750	95,32	98,92	7,165	177	97,23	98,35	8460 Hari	↓



Tim Riset:

Kemas Yudhio - Dealer FI - Ext.7952 - kemas.yudhio@banksumselbabel.com

**Disclaimer/ Pernyataan tidak tanggung jawab:** Semua data dalam laporan ini hanya dipergunakan sebagai informasi. Kinerja masa lalu bukan merupakan indikasi kinerja masa depan atau perlakuan performas atau suatu instrumen. Informasi yang dimuat dalam lembar ini diperoleh dari sumber yang dapat dipercaya, namun BPD Sumsel Babel tidak menjamin kelengkapan atau akurasi. Data, opini dan perlakuan yang diungkapkan dapat berubah tanpa pemberitahuan dan BPD Sumsel Babel tetap menolok setiap dan semua tanggung jawab atas pernyataan dan jaminan, terurut maupun terurut, yang tercantum di sini, atau yang tidak dicantumkan.