

### Fixed Income Daily Report

Friday, 22 December 2023 09:06:09

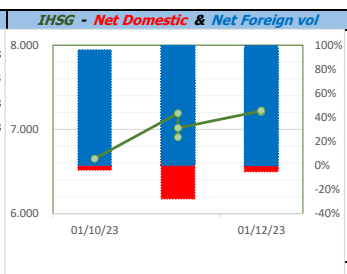
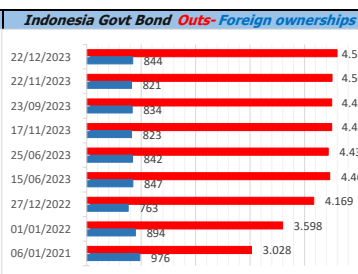
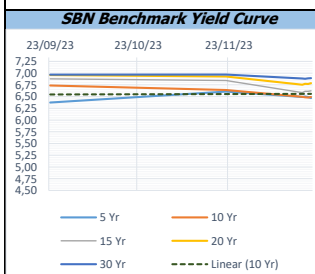
Global Market				Policy rates				
Indicator	price yesterday	TOD price	% chg.	Indicator	Date	Last	Prev.	Trend
USD/IDR Today	15525	15493	-0,21%	BI-7 DS RR		6,00	5,75	↑
SGD/IDR Spot	11673	11681	0,06%	BI - Depfac	21/12/2023	5,25	5,00	↑
MYR/IDR Spot	3336	3344	0,24%	BI - LF		6,75	6,50	↑
SAR/IDR Spot	4139	4135	-0,10%	US Fed's Current Range		5,50	5,50	→
US - Dow Jones Industrial Average	37082	37404	0,86%	LPS IDR		4,25	4,25	→
Tokyo - Nikkei 225	33140	33227	0,26%	LPS USD	01/10/2023	2,25	2,25	→
Hong Kong - Hang Seng Index	16621	16676	0,33%	LPS BPR		6,75	6,75	→
Singapore - Srait Time Index STI	3113	3130	0,56%					
Indonesia - IHSG	7210	7224	0,19%					
WTI Crude Oil Future/ barrel (Dec. 2023)	77,60	77,60	0,00%					
Gold Spot \$/Oz	2049,43	2049,71	0,01%					
Ice Newcastle Coal/ metric ton	144,25	145,25	0,69%					
Malaysia CPO Contract (MYR/Metric ton)	3601,00	3601,00	0,00%					

Indonesia Economic Data (in US\$ Billion, or percentage)				
Indicator	Date	Last	Prev.	Trend
GDP (Gross Domestic Bruto)	30/09/2023	4,94	5,17	↓
CPI (YoY)	30/11/2023	2,86	2,56	↑
CPI Core (YoY)	30/11/2023	1,87	-2,09	↑
CPI (MoM)	31/10/2023	0,38	0,17	↓
Trade Balance (USD Billion)	30/11/2023	\$ 2.410	\$ 3.474	↓
Export Growth	30/11/2023	\$ -8,56	\$ -10,43	↑
Import Growth	30/11/2023	\$ 3,29	\$ -2,42	↑
Foreign Reserves	30/11/2023	\$ 138,10	\$ 133,14	↑
Balance of Payment	30/09/2023	\$ -900	\$ -2.207	↑

Foreign currency (US\$) and Money Market (Rp.)				
Tenor	Sett. Date	BID	OFFER	Gap.
TOD	22/12/2023	15.515	15.530	15,00
TOM	23/12/2023	15.515	15.530	15,09
SPOT	28/12/2023	15.515	15.530	15,09
NDF 1Mo.	29/01/2024	15.485	15.496	11,00
D-NDF 3Mo.	28/03/2024	15.487	15.505	18,00
1 Wk.	04/01/2024	15.516	15.531	15,55
2 Wk.	11/01/2024	15.517	15.534	16,82
1 Mo.	29/01/2024	15.519	15.535	15,90
2 Mo.	28/02/2024	15.522	15.541	19,00
3 Mo.	28/03/2024	15.528	15.550	21,85
6 Mo.	28/06/2024	15.539	15.558	18,67
1 Yr.	30/12/2024	15.593	15.618	25,00

Money Market Rates (ACT/360)									
RATE	O/N	1 Wk	2 Wk	1 Mo	2 Mo	3 Mo	6 Mo	9 Mo	1 Yr
INTERBANK (IDR)	5,90%	6,28%	6,38%	6,63%	3,06%	3,81%	no data	no data	no data
INTERBANK (USD)	5,36%	5,47%	5,47%	5,63%	5,57%	5,56%	5,49%	5,43%	5,34%
<b>INDONESIA 5,90%</b>									
SIBOR (SGD)	0,10%	0,14%	no data	0,17%	0,21%	0,25%	0,35%	0,47%	0,58%
LIBOR (USD)	5,06%	no data	no data	5,47%	no data	5,63%	5,67%	no data	6,04%
JIBOR (IDR)	5,90%	6,25%	no data	6,65%	no data	6,95%	7,07%	no data	7,20%

Indonesia Government Bond									
Seri	Coupon	Bid	Offer	Bid Yield	Day(s) to Next Coupon	Last Week	Last Month	Day(s) to maturity	Trend
FR0064	6,125	98,62	98,89	6,490	139	98,30	98,05	1578 Hari	↑
FR0070	8,375	100,36	100,46	6,530	78	100,45	100,57	77 Hari	↓
FR0077	8,125	100,56	100,67	6,560	139	100,66	100,77	137 Hari	↓
FR0081	6,500	99,90	100,05	6,571	170	100,01	100,08	528 Hari	↓
FR0084	7,250	101,21	101,64	6,630	49	101,39	101,12	769 Hari	↓
FR0090	5,125	96,14	96,44	6,432	109	96,00	95,97	1188 Hari	↑
FR0091	6,375	98,62	98,86	6,592	109	98,38	97,87	2989 Hari	↑
FR0092	7,125	103,55	104,02	6,784	170	103,45	103,39	6652 Hari	↑
FR0093	6,375	97,84	98,79	6,618	18	97,85	97,41	4880 Hari	↓
PBS012	8,875	112,89	113,30	6,738	139	112,68	112,67	2840 Hari	↓
PBS031	4,000	98,46	98,67	6,824	18	98,49	98,48	197 Hari	↓
PBS032	4,875	95,75	96,36	6,713	18	95,89	95,98	917 Hari	↓
PBS029	6,375	96,16	96,76	6,903	78	96,26	95,60	3679 Hari	↓
PBS034	6,500	97,03	97,71	6,813	170	96,47	96,08	5571 Hari	↑
FR0100	6,625	100,38	100,45	6,571	49	100,03	99,69	3651 Hari	↑
FR0095	6,375	99,61	99,88	6,471	49	99,53	98,99	1669 Hari	↑
FR0096	7,000	103,43	103,67	6,495	49	103,13	102,67	3291 Hari	↑
FR0098	7,125	104,65	104,98	6,621	170	104,47	103,08	5211 Hari	↓
FR0097	7,125	103,62	104,01	6,787	170	103,93	102,55	7012 Hari	↓
FR0089	6,875	99,64	100,21	6,903	49	99,72	99,37	9954 Hari	↓
PBS036	5,375	97,88	98,02	6,763	49	97,76	97,81	588 Hari	↓
PBS003	6,000	98,11	98,39	6,695	18	98,24	98,62	1099 Hari	↑
PBSG001	6,625	100,00	100,46	6,622	78	99,82	99,86	2059 Hari	↓
PBS037	6,875	99,54	101,11	6,930	78	100,52	99,35	4400 Hari	↓
PBS033	6,750	98,36	99,44	6,892	170	97,23	98,35	8453 Hari	↑



Tim Riset:

Kemas Yudhio - Dealer FI - Ext.7952 - kemas.yudhio@banksumselbabel.com

Dikawatir! Perhatian! Tidak tanggung jawab! Semua data dalam laporan ini hanya dipergunakan sebagai informasi. Kinerja masa lalu belum menjamin indikasi kinerja masa depan atau perlakuan performansi atau suatu instrumen. Informasi yang dimuat dalam lembar ini diperoleh dari sumber yang dapat dipercaya, namun BPD Sumsel Babel tidak menjamin kelengkapan atau akurasi. Data, opini dan perlakuan yang diungkapkan dapat berubah tanpa pemberitahuan dan BPD Sumsel Babel tetap menolok setiap dan semua tanggung jawab atas pernyataan dan jaminan, terurut maupun terurut, yang tercantum di sini, atau yang tidak dicantumkan.