

### Fixed Income Daily Report

Wednesday, 27 December 2023 09:03:52

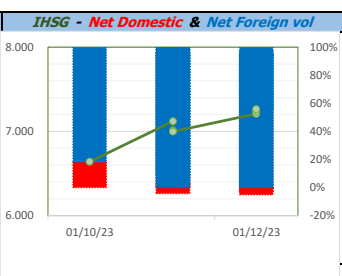
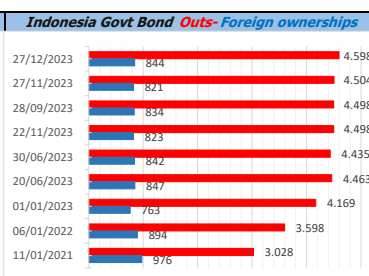
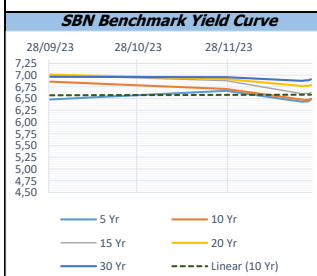
Global Market				Policy rates				
Indicator	price yesterday	TOD price	% chg.	Indicator	Date	Last	Prev.	Trend
USD/IDR Today	15483	15418	-0,42%	BI-7 DS RR		6,00	5,75	↑
SGD/IDR Spot	11688	11649	-0,34%	BI - Depfac	21/12/2023	5,25	5,00	↑
MYR/IDR Spot	3342	3328	-0,42%	BI - LF		6,75	6,50	↑
SAR/IDR Spot	4129	4117	-0,29%	US Fed's Current Range		5,50	5,50	→
US - Dow Jones Industrial Average	37386	37545	0,42%	LPS IDR		4,25	4,25	→
Tokyo - Nikkei 225	33306	33693	1,15%	LPS USD	01/10/2023	2,25	2,25	→
Hong Kong - Hang Seng Index	16340	16462	0,74%	LPS BPR		6,75	6,75	→
Singapore - Srait Time Index STI	3140	3143	0,11%					
Indonesia - IHSG	7238	7264	0,37%					
WTI Crude Oil Future/ barrel (Dec. 2023)	77,60	77,60	0,00%					
Gold Spot \$/Oz	2066,37	2066,63	0,01%					
Ice Newcastle Coal/ metric ton	145,50	145,50	0,00%					
Malaysia CPO Contract (MYR/Metric ton)	3601,00	3601,00	0,00%					

Indonesia Economic Data (in US\$ Billion, or percentage)				
Indicator	Date	Last	Prev.	Trend
GDP (Gross Domestic Bruto)	30/09/2023	4,94	5,17	↓
CPI (YoY)	30/11/2023	2,86	2,56	↑
CPI Core (YoY)	30/11/2023	1,87	-2,09	↑
CPI (MoM)	31/10/2023	0,38	0,17	↓
Trade Balance (USD Billion)	30/11/2023	\$ 2.410	\$ 3.474	↓
Export Growth	30/11/2023	\$ -8,56	\$ -10,43	↑
Import Growth	30/11/2023	\$ 3,29	\$ -2,42	↑
Foreign Reserves	30/11/2023	\$ 138,10	\$ 133,14	↑
Balance of Payment	30/09/2023	\$ -900	\$ -2.207	↑

Foreign currency (US\$) and Money Market (Rp.)				
Tenor	Sett. Date	BID	OFFER	Gap.
TOD	27/12/2023	15.485	15.485	0,00
TOM	28/12/2023	15.485	15.485	0,15
SPOT	29/12/2023	15.485	15.485	0,15
NDF 1Mo.	31/01/2024	15.410	15.424	14,00
D-NDF 3Mo.	28/03/2024	15.414	15.432	18,00
1 Wk.	05/01/2024	15.486	15.486	0,00
2 Wk.	12/01/2024	15.487	15.487	0,00
1 Mo.	31/01/2024	15.489	15.490	1,00
2 Mo.	29/02/2024	15.492	15.497	5,00
3 Mo.	28/03/2024	15.498	15.502	4,30
6 Mo.	28/06/2024	15.510	15.514	4,50
1 Yr.	31/12/2024	15.562	15.572	9,97

Money Market Rates (ACT/360)									
RATE	O/N	1 Wk	2 Wk	1 Mo	2 Mo	3 Mo	6 Mo	9 Mo	1 Yr
INTERBANK (IDR)	5,88%	6,28%	6,38%	6,63%	3,28%	3,82%	no data	no data	
INTERBANK (USD)	5,36%	5,39%	5,43%	5,60%	5,57%	5,58%	5,44%	5,42%	5,38%
<b>INDONESIA</b>	<b>5,88%</b>								
SIBOR (SGD)	0,10%	0,14%	no data	0,17%	0,21%	0,25%	0,35%	0,47%	0,58%
LIBOR (USD)	5,06%	no data	no data	5,47%	no data	5,61%	5,62%	no data	6,04%
JIBOR (IDR)	5,88%	6,25%	no data	6,65%	no data	6,95%	7,07%	no data	7,20%

Indonesia Government Bond									
Seri	Coupon	Bid	Offer	Bid Yield	Day(s) to Next Coupon	Last Week	Last Month	Day(s) to maturity	Trend
FR0064	6,125	98,63	99,20	6,488	138	98,78	98,05	1577 Hari	↓
FR0070	8,375	100,29	100,48	6,829	77	100,38	100,57	76 Hari	↓
FR0077	8,125	100,50	100,67	6,723	138	100,59	100,77	136 Hari	↓
FR0081	6,500	99,87	100,06	6,589	169	99,96	100,08	527 Hari	↓
FR0084	7,250	101,21	101,64	6,630	48	101,39	101,12	768 Hari	↓
FR0090	5,125	96,40	96,69	6,348	108	96,55	95,82	1187 Hari	↓
FR0091	6,375	98,54	98,86	6,604	108	98,70	97,87	2988 Hari	↓
FR0092	7,125	103,44	104,00	6,794	169	103,69	103,39	6651 Hari	↓
FR0093	6,375	97,72	98,82	6,632	17	98,27	97,41	4879 Hari	↓
PBS012	8,875	112,83	113,23	6,748	138	113,03	112,67	2839 Hari	↓
PBS031	4,000	98,47	98,68	6,865	17	98,58	98,48	196 Hari	↓
PBS032	4,875	95,75	96,18	6,715	17	95,96	95,98	916 Hari	↓
PBS029	6,375	96,19	97,70	6,898	77	96,95	95,60	3678 Hari	↓
PBS034	6,500	97,29	97,97	6,785	169	97,63	96,08	5570 Hari	↓
<b>FR0100</b>	6,625	100,38	100,58	6,571	48	100,49	99,69	3650 Hari	↓
<b>FR0095</b>	6,375	99,55	99,91	6,487	48	99,74	98,99	1668 Hari	↓
<b>FR0096</b>	7,000	103,43	103,74	6,495	48	103,59	102,67	3290 Hari	↓
<b>FR0098</b>	7,125	104,56	104,94	6,630	169	104,77	103,08	5210 Hari	↓
<b>FR0097</b>	7,125	103,61	103,98	6,788	169	103,79	102,55	7011 Hari	↓
<b>FR0089</b>	6,875	99,69	100,38	6,900	48	99,95	99,37	9953 Hari	↓
<b>PBS036</b>	5,375	98,00	98,12	6,682	48	98,06	97,81	587 Hari	↓
<b>PBS003</b>	6,000	98,13	98,48	6,688	17	98,30	98,62	1098 Hari	↓
<b>PBSG001</b>	6,625	99,92	100,39	6,639	77	100,16	99,86	2058 Hari	↓
<b>PBS037</b>	6,875	99,65	101,54	6,917	77	100,59	99,35	4399 Hari	↓
<b>PBS033</b>	6,750	98,36	99,50	6,892	169	98,93	98,35	8452 Hari	↓



Tim Riset:  
 Kemas Yudhio - Dealer FI - Ext.7952 - kemas.yudhio@banksumselbabel.com  
 Disclaimer/ Pernyataan tidak tanggung jawab: Semua data dalam laporan ini hanya dipergunakan sebagai informasi. Kinerja masa lalu bukan merupakan indikasi kinerja masa depan atau perlakuan performas atau suatu instrumen. Informasi yang dimuat dalam lembar ini diperoleh dari sumber yang dapat dipercaya, namun BPD Sumsel Babel tidak menjamin kelengkapan atau akurasi. Data, opini dan perlakuan yang diungkapkan dapat berubah tanpa pemberitahuan dan BPD Sumsel Babel tetap menolok setiap dan semua tanggung jawab atas pernyataan dan jaminan, terurut maupun terbalik, yang tercantum di sini, atau yang tidak dicantumkan.