

### Fixed Income Daily Report

Friday, 29 December 2023 09:07:54

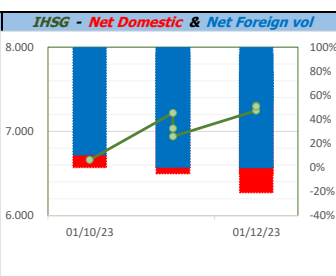
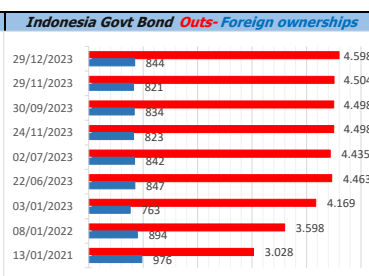
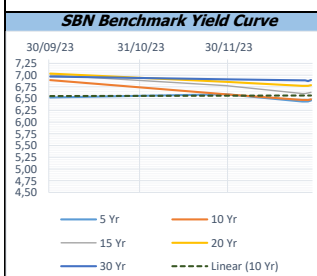
Global Market				Policy rates				
Indicator	price yesterday	TOD price	% chg.	Indicator	Date	Last	Prev.	Trend
USD/IDR Today	15420	15442	0,14%	BI-7 DS RR		6,00	5,75	↑
SGD/IDR Spot	11713	11720	0,06%	BI - Depfac	21/12/2023	5,25	5,00	↑
MYR/IDR Spot	3343	3367	0,71%	BI - LF		6,75	6,50	↑
SAR/IDR Spot	4112	4118	0,15%	US Fed's Current Range		5,50	5,50	→
US - Dow Jones Industrial Average	37657	37710	0,14%	LPS IDR		4,25	4,25	→
Tokyo - Nikkei 225	33540	33475	-0,19%	LPS USD	01/10/2023	2,25	2,25	→
Hong Kong - Hang Seng Index	17044	16977	-0,39%	LPS BPR		6,75	6,75	→
Singapore - Srait Time Index STI	3214	3238	0,72%					
Indonesia - IHSG	7304	7296	-0,10%					
WTI Crude Oil Future/ barrel (Dec. 2023)	77,60	77,60	0,00%					
Gold Spot \$/Oz	2070,65	2071,02	0,02%					
Ice Newcastle Coal/ metric ton	146,00	145,45	-0,38%					
Malaysia CPO Contract (MYR/Metric ton)	3601,00	3601,00	0,00%					

Indonesia Economic Data (in US\$ Billion, or percentage)				
Indicator	Date	Last	Prev.	Trend
GDP (Gross Domestic Bruto)	30/09/2023	4,94	5,17	↓
CPI (YoY)	30/11/2023	2,86	2,56	↑
CPI Core (YoY)	30/11/2023	1,87	-2,09	↑
CPI (MoM)	31/10/2023	0,38	0,17	↓
Trade Balance (USD Billion)	30/11/2023	\$ 2.410	\$ 3.474	↓
Export Growth	30/11/2023	\$ -8,56	\$ -10,43	↑
Import Growth	30/11/2023	\$ 3,29	\$ -2,42	↑
Foreign Reserves	30/11/2023	\$ 138,10	\$ 133,14	↑
Balance of Payment	30/09/2023	\$ -900	\$ -2.207	↑

Foreign currency (US\$) and Money Market (Rp.)				
Tenor	Sett. Date	BID	OFFER	Gap.
TOD	29/12/2023	15.425	15.450	25,00
TOM	30/12/2023	15.425	15.452	25,20
SPOT	03/01/2024	15.425	15.450	25,20
NDF 1Mo.	05/02/2024	15.435	15.446	11,00
D-NDF 3Mo.	03/04/2024	15.436	15.454	18,00
1 Wk.	10/01/2024	15.426	15.452	25,80
2 Wk.	17/01/2024	15.426	15.453	26,82
1 Mo.	05/02/2024	15.429	15.455	26,00
2 Mo.	04/03/2024	15.433	15.463	30,00
3 Mo.	03/04/2024	15.440	15.467	27,00
6 Mo.	03/07/2024	15.450	15.480	29,69
1 Yr.	03/01/2025	15.509	15.543	34,25

Money Market Rates (ACT/360)									
RATE	O/N	1 Wk	2 Wk	1 Mo	2 Mo	3 Mo	6 Mo	9 Mo	1 Yr
INTERBANK (IDR)	5,83%	6,28%	6,38%	6,63%	6,19%	6,12%	no data	no data	no data
INTERBANK (USD)	5,36%	5,37%	5,38%	5,47%	5,50%	5,59%	5,42%	5,35%	5,37%
<b>INDONESIA</b>	<b>5,83%</b>								
SIBOR (SGD)	0,10%	0,14%	no data	0,17%	0,21%	0,25%	0,35%	0,47%	0,58%
LIBOR (USD)	5,06%	no data	no data	5,47%	no data	5,61%	5,61%	no data	6,04%
JIBOR (IDR)	5,83%	6,26%	no data	6,65%	no data	6,95%	7,07%	no data	7,20%

Indonesia Government Bond									
Seri	Coupon	Bid	Offer	Bid Yield	Day(s) to Next Coupon	Last Week	Last Month	Day(s) to maturity	Trend
FR0064	6,125	98,56	99,01	6,506	133	98,78	98,05	1572 Hari	↓
FR0070	8,375	100,28	100,45	6,773	72	100,38	100,57	71 Hari	↓
FR0077	8,125	100,51	100,69	6,634	133	100,59	100,77	131 Hari	↓
FR0081	6,500	99,96	100,17	6,529	164	99,96	100,08	522 Hari	↓
FR0084	7,250	101,32	101,62	6,566	43	101,45	101,28	763 Hari	↓
FR0090	5,125	96,40	96,88	6,352	103	96,55	95,82	1182 Hari	↓
FR0091	6,375	98,92	99,27	6,543	103	98,70	97,87	2984 Hari	↑
FR0092	7,125	103,49	104,04	6,790	164	103,69	103,39	6646 Hari	↑
FR0093	6,375	97,41	98,85	6,668	12	96,69	97,10	4874 Hari	↑
PBS012	8,875	113,08	113,48	6,706	133	113,03	112,67	2834 Hari	↑
PBS031	4,000	98,62	98,85	6,665	12	98,53	98,45	191 Hari	↑
PBS032	4,875	95,79	96,34	6,710	12	95,96	95,98	911 Hari	↓
PBS029	6,375	96,19	97,70	6,900	72	96,95	95,60	3673 Hari	↓
PBS034	6,500	97,12	97,85	6,804	164	97,63	96,08	5565 Hari	↓
FR0100	6,625	100,60	100,83	6,541	43	100,49	99,69	3645 Hari	↑
FR0095	6,375	99,64	99,98	6,464	43	99,74	98,99	1663 Hari	↓
FR0096	7,000	103,50	103,87	6,484	43	103,59	102,67	3285 Hari	↓
FR0098	7,125	104,50	104,97	6,635	164	104,77	103,08	5205 Hari	↓
FR0097	7,125	103,61	103,93	6,788	164	103,79	102,55	7006 Hari	↓
FR0089	6,875	99,71	100,44	6,898	43	99,95	99,37	9948 Hari	↓
PBS036	5,375	97,95	98,16	6,729	43	98,06	97,81	582 Hari	↓
PBS003	6,000	98,11	98,39	6,698	12	98,30	98,62	1093 Hari	↓
PBSG001	6,625	100,10	100,56	6,602	72	100,16	99,86	2053 Hari	↓
PBS037	6,875	99,60	101,09	6,923	72	100,59	99,35	4394 Hari	↓
PBS033	6,750	98,16	99,44	6,909	164	98,93	98,35	8447 Hari	↓



Tim Riset:  
 Kemas Yudhio - Dealer FI - Ext.7952 - kemas.yudhio@banksumselbabel.com  
 Disclaimer: Peringatan Risiko tanggung jawab: Semua data dalam laporan ini hanya dipergunakan sebagai informasi. Kinerja masa lalu bukan merupakan indikasi kinerja masa depan atau perlakuan performas atau suatu instrumen. Informasi yang dimuat dalam lembar ini diperoleh dari sumber yang dapat dipercaya, namun BPD Sumsel Babel tidak menjamin kelengkapan atau akurasi. Data, opini dan perlakuan yang diungkapkan dapat berubah tanpa pemberitahuan dan BPD Sumsel Babel tegas menolak setiap dan semua tanggung jawab atas pernyataan dan jaminan, terurut maupun terurut, yang tercantum di sini, atau yang tidak dicantumkan.