

### Fixed Income Daily Report

Tuesday, 02 January 2024 09:20:02

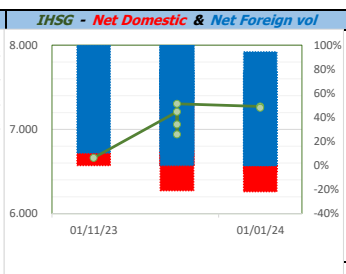
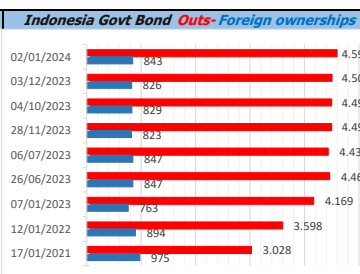
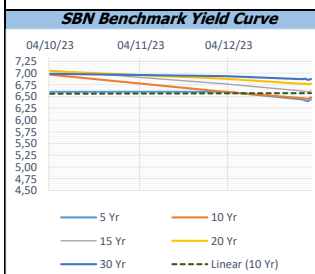
Global Market				Policy rates				
Indicator	price yesterday	TOD price	% chg.	Indicator	Date	Last	Prev.	Trend
USD/IDR Today	15397	15463	0,43%	BI-7 DS RR		6,00	5,75	↑
SGD/IDR Spot	11675	11699	0,21%	BI - Depfac	21/12/2023	5,25	5,00	↑
MYR/IDR Spot	3354	3361	0,19%	BI - LF		6,75	6,50	↑
SAR/IDR Spot	4107	4114	0,17%	US Fed's Current Range		5,50	5,50	→
US - Dow Jones Industrial Average	37710	37690	-0,05%	LPS IDR		4,25	4,25	→
Tokyo - Nikkei 225	33540	33464	-0,23%	LPS USD	01/10/2023	2,25	2,25	→
Hong Kong - Hang Seng Index	17047	16851	-1,16%	LPS BPR		6,75	6,75	→
Singapore - Srait Time Index STI	3240	3236	-0,12%					
Indonesia - IHSG	7273	7257	-0,21%					
WTI Crude Oil Future/ barrel (Jan. 2024)	73,44	73,44	0,00%					
Gold Spot \$/Oz	2064,58	2064,88	0,01%					
Ice Newcastle Coal/ metric ton	138,10	136,95	-0,84%					
Malaysia CPO Contract (MYR/Metric ton)	3662,00	3662,00	0,00%					

Indonesia Economic Data (in US\$ Billion, or percentage)				
Indicator	Date	Last	Prev.	Trend
GDP (Gross Domestic Bruto)	30/09/2023	4,94	5,17	↓
CPI (YoY)	30/11/2023	2,86	2,56	↑
CPI Core (YoY)	30/11/2023	1,87	-2,09	↑
CPI (MoM)	31/10/2023	0,38	0,17	↓
Trade Balance (USD Billion)	30/11/2023	\$ 2.410	\$ 3.474	↓
Export Growth	30/11/2023	\$ -8,56	\$ -10,43	↑
Import Growth	30/11/2023	\$ 3,29	\$ -2,42	↑
Foreign Reserves	30/11/2023	\$ 138,10	\$ 133,14	↑
Balance of Payment	30/09/2023	\$ -900	\$ -2.207	↑

Foreign currency (US\$) and Money Market (Rp.)				
Tenor	Sett. Date	BID	OFFER	Gap.
TOD	02/01/2024	15.410	15.450	40,00
TOM	03/01/2024	15.410	15.451	41,05
SPOT	04/01/2024	15.410	15.450	40,15
NDF 1Mo.	05/02/2024	15.455	15.466	11,00
D-NDF 3Mo.	04/04/2024	15.459	15.477	18,00
1 Wk.	11/01/2024	15.410	15.451	41,05
2 Wk.	18/01/2024	15.412	15.453	40,82
1 Mo.	05/02/2024	15.414	15.456	41,62
2 Mo.	04/03/2024	15.418	15.463	45,00
3 Mo.	04/04/2024	15.425	15.467	42,00
6 Mo.	05/07/2024	15.439	15.482	43,00
1 Yr.	06/01/2025	15.500	15.550	50,00

Money Market Rates (ACT/360)									
RATE	O/N	1 Wk	2 Wk	1 Mo	2 Mo	3 Mo	6 Mo	9 Mo	1 Yr
INTERBANK (IDR)	5,88%	6,28%	6,38%	no data	7,51%	5,31%	no data	no data	no data
INTERBANK (USD)	5,35%	5,37%	5,39%	5,44%	5,48%	5,53%	5,41%	5,28%	5,31%
<b>INDONESIA</b>	<b>5,88%</b>								
SIBOR (SGD)	0,10%	0,14%	no data	0,17%	0,21%	0,25%	0,35%	0,47%	0,58%
LIBOR (USD)	5,06%	no data	no data	5,47%	no data	5,59%	5,59%	no data	6,04%
JIBOR (IDR)	5,88%	6,26%	no data	6,65%	no data	6,95%	7,07%	no data	7,20%

Indonesia Government Bond									
Seri	Coupon	Bid	Offer	Bid Yield	Day(s) to Next Coupon	Last Week	Last Month	Day(s) to maturity	Trend
FR0064	6,125	98,65	98,95	6,483	132	98,81	98,81	1571 Hari	↓
FR0070	8,375	100,27	100,46	6,815	71	100,37	100,37	70 Hari	↓
FR0077	8,125	100,51	100,69	6,637	132	100,61	100,61	130 Hari	↓
FR0081	6,500	100,00	100,23	6,497	163	100,13	100,13	521 Hari	↓
FR0084	7,250	101,33	101,68	6,562	42	101,50	101,50	762 Hari	↓
FR0090	5,125	96,40	96,88	6,353	102	96,64	96,64	1181 Hari	↓
FR0091	6,375	98,94	99,20	6,540	102	99,07	99,07	2983 Hari	↓
FR0092	7,125	103,58	104,14	6,782	163	103,85	103,85	6645 Hari	↓
FR0093	6,375	97,41	98,85	6,668	11	96,69	97,10	4873 Hari	↑
PBS012	8,875	113,10	113,50	6,703	132	113,30	113,30	2833 Hari	↓
PBS031	4,000	98,46	98,59	6,988	11	98,52	98,52	190 Hari	↓
PBS032	4,875	95,85	96,33	6,682	11	96,09	96,09	910 Hari	↓
PBS029	6,375	96,19	97,70	6,900	71	96,94	96,94	3672 Hari	↓
PBS034	6,500	97,12	97,85	6,804	163	97,49	97,49	5564 Hari	↓
FR0100	6,625	100,63	100,81	6,537	42	100,72	100,72	3644 Hari	↓
FR0095	6,375	99,71	100,07	6,447	42	99,89	99,89	1662 Hari	↓
FR0096	7,000	103,51	103,87	6,483	42	103,71	103,71	3284 Hari	↓
FR0098	7,125	104,49	104,95	6,637	163	104,82	104,82	5204 Hari	↓
FR0097	7,125	103,83	103,98	6,768	163	103,90	103,90	7005 Hari	↓
FR0089	6,875	99,86	100,56	6,886	42	100,25	100,25	9947 Hari	↓
PBS036	5,375	97,95	98,19	6,727	42	98,07	98,07	581 Hari	↓
PBS003	6,000	98,11	98,39	6,699	11	98,25	98,25	1092 Hari	↓
PBSG001	6,625	100,13	100,59	6,594	71	100,36	100,36	2052 Hari	↓
PBS037	6,875	99,63	101,08	6,918	71	100,36	100,36	4393 Hari	↓
PBS033	6,750	98,16	99,44	6,909	163	98,80	98,80	8446 Hari	↓



Tim Riset:  
 Kemas Yudhio - Dealer FI - Ext.7952 - kemas.yudhio@banksumselbabel.com  
 Disclaimer: Peringatan tidak tanggung jawab: Semua data dalam laporan ini hanya dipergunakan sebagai informasi. Kinerja masa lalu bukan merupakan indikasi kinerja masa depan atau perlakuan performansi atau suatu instrumen. Informasi yang dimuat dalam lembar ini diperoleh dari sumber yang dapat dipercaya, namun BPD Sumsel Babel tidak menjamin kelengkapan atau akurasi. Data, opini dan perlakuan yang diungkapkan dapat berubah tanpa pemberitahuan dan BPD Sumsel Babel tetap menolok setiap dan semua tanggung jawab atas pernyataan dan jaminan, terurut maupun terurut, yang tercantum di sini, atau yang tidak dicantumkan.