

### Fixed Income Daily Report

Wednesday, 03 January 2024 09:05:14

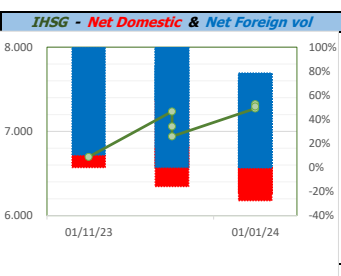
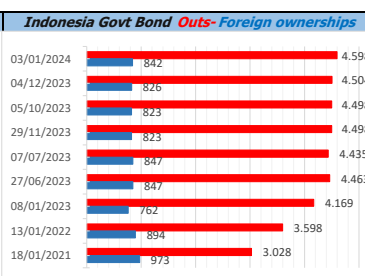
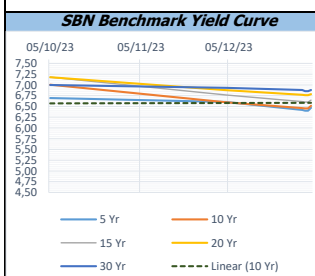
Global Market				Policy rates				
Indicator	price yesterday	TOD price	% chg.	Indicator	Date	Last	Prev.	Trend
USD/IDR Today	15470	15513	0,28%	BI-7 DS RR		6,00	5,75	↑
SGD/IDR Spot	11696	11689	-0,07%	BI - Depfac	21/12/2023	5,25	5,00	↑
MYR/IDR Spot	3363	3345	-0,53%	BI - LF		6,75	6,50	↑
SAR/IDR Spot	4115	4137	0,53%	US Fed's Current Range		5,50	5,50	→
US - Dow Jones Industrial Average	37690	37715	0,07%	LPS IDR		4,25	4,25	→
Tokyo - Nikkei 225	33540	33464	-0,23%	LPS USD	01/10/2023	2,25	2,25	→
Hong Kong - Hang Seng Index	16789	16608	-1,09%	LPS BPR		6,75	6,75	→
Singapore - Srait Time Index STI	3230	3208	-0,68%					
Indonesia - IHSG	7324	7295	-0,39%					
WTI Crude Oil Future/ barrel (Jan. 2024)	73,44	73,44	0,00%					
Gold Spot \$/Oz	2062,23	2062,58	0,02%					
Ice Newcastle Coal/ metric ton	136,95	127,75	-7,20%					
Malaysia CPO Contract (MYR/Metric ton)	3640,00	3640,00	0,00%					

Indonesia Economic Data (in US\$ Billion, or percentage)				
Indicator	Date	Last	Prev.	Trend
GDP (Gross Domestic Bruto)	30/09/2023	4,94	5,17	↓
CPI (YoY)	31/12/2023	2,61	2,86	↓
CPI Core (YoY)	31/12/2023	1,80	-3,74	↑
CPI (MoM)	30/11/2023	0,41	0,38	↑
Trade Balance (USD Billion)	30/11/2023	\$ 2.410	\$ 3.474	↓
Export Growth	30/11/2023	\$ -8,56	\$ -10,43	↑
Import Growth	30/11/2023	\$ 3,29	\$ -2,42	↑
Foreign Reserves	30/11/2023	\$ 138,10	\$ 133,14	↑
Balance of Payment	30/09/2023	\$ -900	\$ -2.207	↑

Foreign currency (US\$) and Money Market (Rp.)				
Tenor	Sett. Date	BID	OFFER	Gap.
TOD	03/01/2024	15.505	15.520	15,00
TOM	04/01/2024	15.505	15.521	15,15
SPOT	05/01/2024	15.505	15.520	15,15
NDF 1Mo.	05/02/2024	15.510	15.522	12,00
D-NDF 3Mo.	05/04/2024	15.515	15.527	12,00
1 Wk.	12/01/2024	15.506	15.521	15,34
2 Wk.	19/01/2024	15.507	15.524	16,60
1 Mo.	05/02/2024	15.510	15.526	15,85
2 Mo.	05/03/2024	15.513	15.533	20,00
3 Mo.	05/04/2024	15.520	15.540	20,00
6 Mo.	05/07/2024	15.539	15.559	20,09
1 Yr.	06/01/2025	15.599	15.629	30,00

Money Market Rates (ACT/360)									
RATE	O/N	1 Wk	2 Wk	1 Mo	2 Mo	3 Mo	6 Mo	9 Mo	1 Yr
INTERBANK (IDR)	5,82%	6,28%	6,38%	no data	6,75%	5,75%	no data	no data	no data
INTERBANK (USD)	5,35%	5,34%	5,38%	5,43%	5,44%	5,52%	5,43%	5,31%	5,33%
<b>INDONESIA</b>	<b>5,82%</b>								
SIBOR (SGD)	0,10%	0,14%	no data	0,17%	0,21%	0,25%	0,35%	0,47%	0,58%
LIBOR (USD)	5,06%	no data	no data	5,47%	no data	5,59%	5,59%	no data	6,04%
JIBOR (IDR)	5,82%	6,25%	no data	6,64%	no data	6,95%	7,07%	no data	7,20%

Indonesia Government Bond									
Seri	Coupon	Bid	Offer	Bid Yield	Day(s) to Next Coupon	Last Week	Last Month	Day(s) to maturity	Trend
FR0064	6,125	98,68	98,94	6,474	131	98,81	98,81	1570 Hari	↓
FR0070	8,375	100,30	100,43	6,653	70	100,37	100,37	69 Hari	↓
FR0077	8,125	100,53	100,66	6,568	131	100,61	100,61	129 Hari	↓
FR0081	6,500	100,01	100,21	6,491	162	100,13	100,13	520 Hari	↓
FR0084	7,250	101,38	101,58	6,537	41	101,50	101,50	761 Hari	↓
FR0090	5,125	96,41	96,88	6,353	101	96,64	96,64	1180 Hari	↓
FR0091	6,375	98,78	99,30	6,567	101	99,07	99,07	2982 Hari	↓
FR0092	7,125	103,44	103,97	6,795	162	103,85	103,85	6644 Hari	↓
FR0093	6,375	97,82	98,97	6,621	10	98,40	98,40	4872 Hari	↓
PBS012	8,875	112,95	113,36	6,726	131	113,30	113,30	2832 Hari	↓
PBS031	4,000	98,50	98,66	6,933	10	98,52	98,52	189 Hari	↓
PBS032	4,875	95,86	96,48	6,682	10	96,09	96,09	909 Hari	↓
PBS029	6,375	96,18	97,70	6,901	70	96,94	96,94	3671 Hari	↓
PBS034	6,500	97,55	98,29	6,758	162	97,49	97,49	5563 Hari	↑
FR0100	6,625	100,20	100,46	6,597	41	100,72	100,72	3643 Hari	↓
FR0095	6,375	99,58	99,88	6,479	41	99,89	99,89	1661 Hari	↓
FR0096	7,000	103,16	103,57	6,533	41	103,71	103,71	3283 Hari	↓
FR0098	7,125	104,26	104,64	6,661	162	104,82	104,82	5203 Hari	↓
FR0097	7,125	103,53	103,79	6,795	162	103,90	103,90	7004 Hari	↓
FR0089	6,875	99,72	100,45	6,897	41	100,25	100,25	9946 Hari	↓
PBS036	5,375	97,95	98,17	6,730	41	98,07	98,07	580 Hari	↓
PBS003	6,000	98,18	98,53	6,671	10	98,25	98,25	1091 Hari	↓
PBSG001	6,625	99,95	100,44	6,633	70	100,36	100,36	2052 Hari	↓
PBS037	6,875	100,07	101,62	6,865	70	100,36	100,36	4392 Hari	↓
PBS033	6,750	98,77	100,04	6,856	162	98,80	98,80	8445 Hari	↓



Tim Riset:  
 Kemas Yudhio - Dealer FI - Ext.7952 - kemas.yudhio@banksumselbabel.com  
 Disclaimer/ Pernyataan tidak tanggung jawab: Semua data dalam laporan ini hanya dipergunakan sebagai informasi. Kinerja masa lalu bukan merupakan indikasi kinerja masa depan atau perlakuan performas atas suatu instrumen. Informasi yang dimuat dalam lembar ini diperoleh dari sumber yang dapat dipercaya, namun BPS Sumsel Babel tidak menjamin kelengkapan atau akurasi. Data, opini dan perlakuan yang diungkapkan dapat berubah tanpa pemberitahuan dan BPS Sumsel Babel tegas menolak setiap dan semua tanggung jawab atas pernyataan dan jaminan, terurut maupun terurut, yang tercantum di sini, atau yang tidak dicantumkan.