

### Fixed Income Daily Report

Wednesday, 10 January 2024 09:15:06

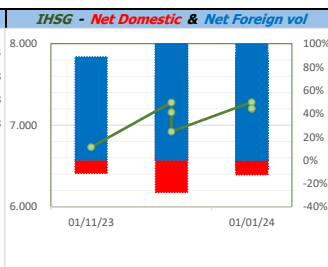
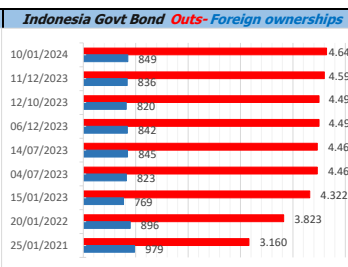
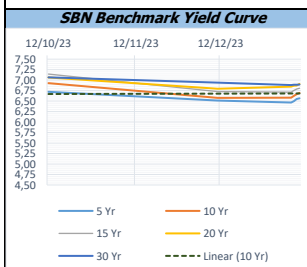
| Global Market                            |                 |           |        |  | Policy rates           |            |      |       |       |
|--|-----------------|-----------|--------|--|------------------------|------------|------|-------|-------|
| Indicator                                | price yesterday | TOD price | % chg. |  | Indicator              | Date       | Last | Prev. | Trend |
| USD/IDR Today                            | 15520           | 15548     | 0,18%  |  | BI-7 DS RR             |            | 6,00 | 6,00  | →     |
| SGD/IDR Spot                             | 11676           | 11677     | 0,01%  |  | BI - Depfac            | 21/12/2023 | 5,25 | 5,25  | →     |
| MYR/IDR Spot                             | 3342            | 3343      | 0,02%  |  | BI - LF                |            | 6,75 | 6,75  | →     |
| SAR/IDR Spot                             | 4139            | 4146      | 0,17%  |  | US Fed's Current Range |            | 5,50 | 5,50  | →     |
| US - Dow Jones Industrial Average        | 37683           | 37525     | -0,42% |  | LPS IDR                |            | 4,25 | 4,25  | →     |
| Tokyo - Nikkei 225                       | 33763           | 34336     | 1,67%  |  | LPS USD                | 01/10/2023 | 2,25 | 2,25  | →     |
| Hong Kong - Hang Seng Index              | 16190           | 16211     | 0,13%  |  | LPS BPR                |            | 6,75 | 6,75  | →     |
| Singapore - Srait Time Index STI         | 3198            | 3173      | -0,80% |  |                        |            |      |       |       |
| Indonesia - IHSG                         | 7200            | 7206      | 0,09%  |  |                        |            |      |       |       |
| WTI Crude Oil Future/ barrel (Jan. 2024) | 73,44           | 73,44     | 0,00%  |  |                        |            |      |       |       |
| Gold Spot \$/Oz                          | 2031,17         | 2031,44   | 0,01%  |  |                        |            |      |       |       |
| Ice Newcastle Coal/ metric ton           | 132,00          | 135,65    | 2,69%  |  |                        |            |      |       |       |
| Malaysia CPO Contract (MYR/Metric ton)   | 3692,00         | 3692,00   | 0,00%  |  |                        |            |      |       |       |

| Indonesia Economic Data (in US\$ Billion, or percentage) |            |           |           |       |
|--|------------|-----------|-----------|-------|
| Indicator  | Date       | Last      | Prev.     | Trend |
| GDP (Gross Domestic Bruto)                               | 30/09/2023 | 4,94      | 5,17      | ↓     |
| CPI (YoY)  | 31/12/2023 | 2,61      | 2,86      | ↓     |
| CPI Core (YoY)   | 31/12/2023 | 1,80      | -3,74     | ↑     |
| CPI (MoM)  | 30/11/2023 | 0,41      | 0,38      | ↑     |
| Trade Balance (USD Billion)                              | 30/11/2023 | \$ 2.410  | \$ 3.474  | ↓     |
| Export Growth  | 30/11/2023 | \$ -8,56  | \$ -10,43 | ↑     |
| Import Growth  | 30/11/2023 | \$ 3,29   | \$ -2,42  | ↑     |
| Foreign Reserves   | 31/12/2023 | \$ 146,40 | \$ 138,10 | ↑     |
| Balance of Payment                                       | 30/09/2023 | \$ -900   | \$ -2.207 | ↑     |

| Foreign currency (US\$) and Money Market (Rp.) |            |        |        |       |
|--|------------|--------|--------|-------|
| Tenor  | Sett. Date | BID    | OFFER  | Gap.  |
| TOD  | 10/01/2024 | 15.540 | 15.550 | 10,00 |
| TOM  | 11/01/2024 | 15.540 | 15.550 | 10,15 |
| SPOT   | 12/01/2024 | 15.540 | 15.550 | 10,15 |
| NDF 1Mo.                                       | 12/02/2024 | 15.547 | 15.560 | 13,00 |
| D-NDF 3Mo.                                     | 16/04/2024 | 15.559 | 15.576 | 17,00 |
| 1 Wk.  | 19/01/2024 | 15.541 | 15.551 | 10,13 |
| 2 Wk.  | 26/01/2024 | 15.542 | 15.553 | 11,00 |
| 1 Mo.  | 12/02/2024 | 15.545 | 15.557 | 11,12 |
| 2 Mo.  | 13/03/2024 | 15.550 | 15.565 | 14,50 |
| 3 Mo.  | 16/04/2024 | 15.561 | 15.574 | 13,15 |
| 6 Mo.  | 12/07/2024 | 15.580 | 15.596 | 16,00 |
| 1 Yr.  | 13/01/2025 | 15.660 | 15.690 | 30,00 |

| Money Market Rates (ACT/360) |              |         |         |       |         |       |         |         |         |
|------------------------------|--------------|---------|---------|-------|---------|-------|---------|---------|---------|
| RATE                         | O/N          | 1 Wk    | 2 Wk    | 1 Mo  | 2 Mo    | 3 Mo  | 6 Mo    | 9 Mo    | 1 Yr    |
| INTERBANK (IDR)              | 5,82%        | 6,23%   | 6,38%   | 6,65% | 6,75%   | 6,47% | no data | no data | no data |
| INTERBANK (USD)              | 5,37%        | 5,38%   | 5,36%   | 5,43% | 5,45%   | 5,50% | 5,41%   | 5,40%   | 5,41%   |
| <b>INDONESIA</b>             | <b>5,82%</b> |         |         |       |         |       |         |         |         |
| SIBOR (SGD)                  | 0,10%        | 0,14%   | no data | 0,17% | 0,21%   | 0,25% | 0,35%   | 0,47%   | 0,58%   |
| LIBOR (USD)                  | 5,06%        | no data | no data | 5,45% | no data | 5,59% | 5,61%   | no data | 6,04%   |
| JIBOR (IDR)                  | 5,82%        | 6,25%   | no data | 6,65% | no data | 6,95% | 7,07%   | no data | 7,20%   |

| Indonesia Government Bond |        |        |        |           |                       |           |            |                    |       |
|---------------------------|--------|--------|--------|-----------|-----------------------|-----------|------------|--------------------|-------|
| Seri                      | Coupon | Bid    | Offer  | Bid Yield | Day(s) to Next Coupon | Last Week | Last Month | Day(s) to maturity | Trend |
| FR0064                    | 6,125  | 98,23  | 98,57  | 6,597     | 124                   | 98,48     | 98,81      | 1563 Hari          | ↓     |
| FR0070                    | 8,375  | 100,27 | 100,37 | 6,645     | 63                    | 100,34    | 100,37     | 62 Hari            | ↓     |
| FR0077                    | 8,125  | 100,51 | 100,61 | 6,527     | 124                   | 100,57    | 100,61     | 122 Hari           | ↓     |
| FR0081                    | 6,500  | 99,99  | 100,20 | 6,504     | 155                   | 100,10    | 100,13     | 513 Hari           | ↓     |
| FR0084                    | 7,250  | 101,42 | 101,67 | 6,510     | 34                    | 101,48    | 101,50     | 755 Hari           | ↓     |
| FR0090                    | 5,125  | 96,08  | 96,46  | 6,475     | 94                    | 96,29     | 96,29      | 1173 Hari          | ↓     |
| FR0091                    | 6,375  | 98,02  | 98,27  | 6,688     | 94                    | 98,90     | 99,07      | 2975 Hari          | ↓     |
| FR0092                    | 7,125  | 102,48 | 103,10 | 6,885     | 155                   | 102,96    | 103,85     | 6637 Hari          | ↓     |
| FR0093                    | 6,375  | 97,37  | 98,34  | 6,673     | 3                     | 97,88     | 98,40      | 4865 Hari          | ↓     |
| FR0089                    | 6,875  | 99,43  | 100,05 | 6,921     | 34                    | 99,69     | 100,25     | 9939 Hari          | ↓     |
| FR0095                    | 6,375  | 99,25  | 99,59  | 6,564     | 34                    | 99,51     | 99,89      | 1654 Hari          | ↓     |
| FR0096                    | 7,000  | 102,02 | 102,35 | 6,698     | 34                    | 102,53    | 103,71     | 3276 Hari          | ↓     |
| PBS012                    | 8,875  | 113,25 | 113,68 | 6,675     | 124                   | 113,46    | 113,30     | 2825 Hari          | ↓     |
| PBS031                    | 4,000  | 98,63  | 98,90  | 6,771     | 3                     | 98,72     | 98,58      | 182 Hari           | ↓     |
| PBS032                    | 4,875  | 96,31  | 96,83  | 6,491     | 3                     | 96,10     | 96,09      | 902 Hari           | ↑     |
| PBS029                    | 6,375  | 96,41  | 97,75  | 6,869     | 63                    | 97,06     | 96,94      | 3664 Hari          | ↓     |
| PBS034                    | 6,500  | 97,31  | 98,12  | 6,783     | 155                   | 97,63     | 97,49      | 5556 Hari          | ↓     |
| FR0100                    | 6,625  | 99,23  | 99,48  | 6,730     | 34                    | 99,61     | 100,72     | 3636 Hari          | ↓     |
| FR0101                    | 6,875  | 101,07 | 101,32 | 6,627     | 94                    | 101,12    | 101,73     | 1894 Hari          | ↓     |
| FR0102                    | 6,875  | 98,95  | 99,33  | 6,958     | 3                     | #N/A N/A  | #N/A N/A   | 10989 Hari         | -     |
| FR0098                    | 7,125  | 102,88 | 103,25 | 6,808     | 155                   | 103,38    | 104,82     | 5196 Hari          | ↓     |
| FR0097                    | 7,125  | 102,28 | 102,57 | 6,909     | 155                   | 102,71    | 103,90     | 6997 Hari          | ↓     |
| PBS036                    | 5,375  | 98,13  | 98,29  | 6,622     | 34                    | 98,19     | 98,10      | 573 Hari           | ↓     |
| PBS003                    | 6,000  | 98,12  | 98,54  | 6,698     | 3                     | 97,99     | 97,99      | 1084 Hari          | ↑     |
| PBSG001                   | 6,625  | 100,26 | 100,76 | 6,567     | 63                    | 100,49    | 100,36     | 2045 Hari          | ↓     |
| PBS037                    | 6,875  | 100,24 | 101,56 | 6,844     | 63                    | 100,63    | 100,36     | 4385 Hari          | ↓     |
| PBS033                    | 6,750  | 97,75  | 98,49  | 6,945     | 155                   | 98,27     | 98,80      | 8438 Hari          | ↓     |



Tim Riset:  
 Kemas Yudho - Dealer FI - Ext:7953 - kemas.yudho@banksumselbabel.com  
 Disclaimer/ Pernyataan bebas tanggung jawab: Semua data dalam laporan ini hanya dipergunakan sebagai informasi. Kinerja masa lalu bukan merupakan indikasi kinerja masa depan atau perkiraan performa atas suatu instrumen. Informasi yang dimuat dalam lembar ini diperoleh dari sumber yang dapat dipercaya, namun BPD Sumsel Babel tidak menjamin kelengkapan atau akurasi. Data, opini dan perkiraan yang diungkapkan dapat berubah tanpa pemberitahuan dan BPD Sumsel Babel tetap menaati setiap dan semua tanggung jawab atas pernyataan dan jaminan, tersurat maupun tersirat, tercantum di sini, atau yang tidak dicantumkan.