

### Fixed Income Daily Report

Monday, 05 February 2024 09:22:33

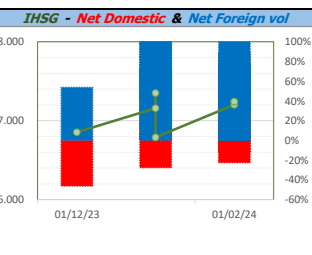
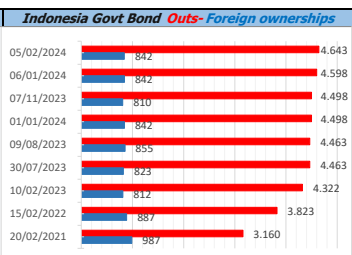
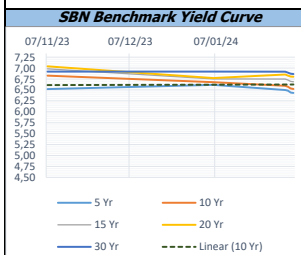
Global Market				Policy rates				
Indicator	price yesterday	TOD price	% chg.	Indicator	Date	Last	Prev.	Trend
USD/IDR Today	15658	15713	0,35%	BI-7 DS RR		6,00	6,00	→
SGD/IDR Spot	11722	11690	-0,27%	BI - Depfac	17/01/2024	5,25	5,25	→
MYR/IDR Spot	3315	3304	-0,34%	BI - LF		6,75	6,75	→
SAR/IDR Spot	4176	4176	0,00%	US Fed's Current Range		5,50	5,50	→
US - Dow Jones Industrial Average	38520	38654	0,35%	LPS IDR		4,25	4,25	→
Tokyo - Nikkei 225	36158	36372	0,59%	LPS USD	01/02/2024	2,25	2,25	→
Hong Kong - Hang Seng Index	15534	15453	-0,52%	LPS BPR		6,75	6,75	→
Singapore - Srait Time Index STI	3180	3133	-1,48%					
Indonesia - IHSG	7239	7241	0,02%					
WTI Crude Oil Future/ barrel (Feb. 2024)	75,19	75,19	0,00%					
Gold Spot \$/Oz	2036,40	2036,68	0,01%					
Ice Newcastle Coal/ metric ton	116,00	116,75	0,64%					
Malaysia CPO Contract (MYR/Metric ton)	3788,00	3814,00	0,68%					

Indonesia Economic Data (in US\$ Billion, or percentage)					
Indicator	Date	Last	Prev.	Trend	
GDP (Gross Domestic Bruto)	30/09/2023	4,94	5,17	↓	
CPI (YoY)	31/01/2024	2,57	2,61	↓	
CPI Core (YoY)	31/01/2024	1,68	-6,67	↑	
CPI (MoM)	31/12/2023	0,04	0,41	↓	
Trade Balance (USD Billion)	31/12/2023	\$ 3.307	\$ 2.412	↑	
Export Growth	31/12/2023	\$ -5,85	\$ -8,56	↓	
Import Growth	31/12/2023	\$ -3,81	\$ 3,29	↓	
Foreign Reserves	31/12/2023	\$ 146,40	\$ 138,10	↑	
Balance of Payment	30/09/2023	\$ -900	\$ -2.207	↑	

Foreign currency (US\$) and Money Market (Rp.)					
Tenor	Sett. Date	BID	OFFER	Gap.	
TOD	05/02/2024	15.710	15.715	5,00	
TOM	06/02/2024	15.710	15.715	5,20	
SPOT	07/02/2024	15.710	15.715	5,20	
NDF 1Mo.	07/03/2024	15.715	15.723	8,00	
D-NDF 3Mo.	07/05/2024	15.727	15.740	13,00	
1 Wk.	15/02/2024	15.712	15.717	5,42	
2 Wk.	21/02/2024	15.714	15.719	5,98	
1 Mo.	07/03/2024	15.717	15.724	7,00	
2 Mo.	16/04/2024	15.724	15.733	9,00	
3 Mo.	07/05/2024	15.734	15.742	8,00	
6 Mo.	07/08/2024	15.766	15.784	17,47	
1 Yr.	07/02/2025	15.875	15.905	30,00	

Money Market Rates (ACT/360)									
RATE	O/N	1 Wk	2 Wk	1 Mo	2 Mo	3 Mo	6 Mo	9 Mo	1 Yr
INTERBANK (IDR)	5,83%	6,23%	6,38%	6,58%	8,86%	7,93%	no data	no data	no data
INTERBANK (USD)	5,39%	5,38%	5,40%	5,47%	5,50%	5,52%	5,47%	5,40%	5,33%
<b>INDONESIA 5,83%</b>									
SIBOR (SGD)	0,10%	0,14%	no data	0,17%	0,21%	0,25%	0,35%	0,47%	0,58%
LIBOR (USD)	5,06%	no data	no data	5,44%	no data	5,55%	5,52%	no data	6,04%
JIBOR (IDR)	5,83%	6,25%	no data	6,64%	no data	6,94%	7,05%	no data	7,19%

Indonesia Government Bond									
Seri	Coupon	Bid	Offer	Bid Yield	Day(s) to Next Coupon	Last Week	Last Month	Day(s) to maturity	Trend
FR0064	6,125	99,21	99,46	6,336	98	99,37	99,36	1538 Hari	↓
FR0070	8,375	100,17	100,28	6,525	37	100,23	100,23	36 Hari	↓
FR0077	8,125	100,44	100,57	6,364	98	100,49	100,52	97 Hari	↓
FR0081	6,500	100,19	100,34	6,344	129	100,28	100,27	487 Hari	↓
FR0084	7,250	101,53	101,83	6,430	8	101,68	101,66	729 Hari	↓
FR0090	5,125	96,46	96,90	6,366	68	96,68	96,44	1147 Hari	↓
FR0091	6,375	98,87	99,27	6,554	68	99,14	99,06	2949 Hari	↓
FR0092	7,125	103,08	103,62	6,827	129	103,34	103,17	6611 Hari	↓
FR0093	6,375	97,09	97,81	6,706	159	97,45	97,21	4840 Hari	↓
FR0089	6,875	100,13	100,76	6,864	8	100,47	99,96	9913 Hari	↓
FR0095	6,375	99,89	100,24	6,402	8	100,16	100,01	1628 Hari	↓
FR0096	7,000	103,48	103,80	6,484	8	103,72	103,42	3251 Hari	↓
PBS012	8,875	113,51	113,89	6,620	98	113,70	114,14	2799 Hari	↓
PBS003	6,000	98,55	98,86	6,550	159	98,70	98,71	1058 Hari	↓
PBS031	4,000	98,84	99,12	6,713	159	99,00	98,97	157 Hari	↓
PBS033	6,750	97,67	99,28	6,952	129	98,47	98,38	8412 Hari	↓
PBS036	5,375	98,52	98,61	6,401	8	98,40	98,40	547 Hari	↑
PBS037	6,875	99,74	101,28	6,905	37	100,51	100,67	4359 Hari	↓
PBS029	6,375	97,56	98,37	6,711	37	97,96	98,57	3638 Hari	↓
PBS034	6,500	97,30	98,08	6,785	129	97,69	97,98	5530 Hari	↓
FR0100	6,625	100,74	100,76	6,522	8	100,75	100,38	3611 Hari	↓
FR0101	6,875	101,73	101,99	6,473	68	102,01	101,69	1868 Hari	↓
FR0102	6,875	99,81	100,25	6,890	159	100,11	99,65	10964 Hari	↓
FR0098	7,125	103,53	104,02	6,736	129	104,12	103,61	5170 Hari	↓
FR0097	7,125	103,52	103,75	6,795	129	103,60	103,14	6971 Hari	↓
PBS038	6,875	99,04	99,96	6,954	129	99,50	99,01	9314 Hari	↓
PBS004	6,100	93,57	94,26	6,855	8	93,91	94,40	4692 Hari	↓
PBS030	5,875	97,17	97,67	6,621	159	97,42	97,41	1598 Hari	↓
PBS039	6,625	97,84	99,00	6,839	159	98,42	98,53	6281 Hari	↓
PBS032	4,875	96,50	96,69	6,447	159	96,60	96,57	877 Hari	↓



Tim Riset:  
 Rimas Yudho - Dealer FI - Ext.7953 - kemas.yudho@banksumselbabel.com  
 Disclaimer/ Pernyataan bebas tanggung jawab: Semua data dalam lembaran ini hanya digunakan sebagai informasi. Kinerja masa lalu bukan merupakan indikasi kinerja masa depan atau perkiraan performa atas suatu instrumen. Informasi yang dimuat dalam lembaran ini diperoleh dari sumber yang dapat dipercaya, namun BPD Sumsel Babel tidak menjamin kelengkapan atau akurasi. Data, opini dan perkiraan yang diungkapkan dapat berubah tanpa pemberitahuan dan BPD Sumsel Babel tetap menindak setiap dan semua tanggung jawab atas pernyataan dan jaminan, tersurat maupun tersirat, yang tercantum di sini, atau yang tidak dicantumkan.