

### Fixed Income Daily Report

Tuesday, 06 February 2024 09:05:19

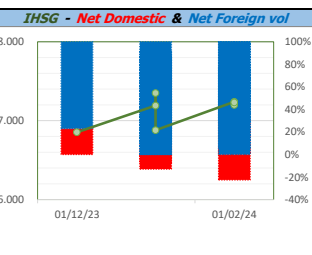
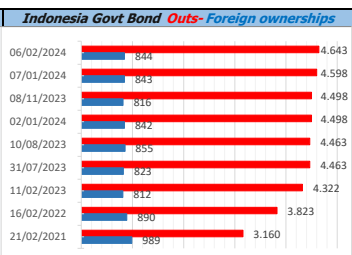
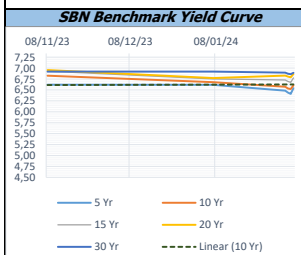
| Global Market                            |                 |           |        | Policy rates           |            |      |       |       |
|--|-----------------|-----------|--------|------------------------|------------|------|-------|-------|
| Indicator                                | price yesterday | TOD price | % chg. | Indicator              | Date       | Last | Prev. | Trend |
| USD/IDR Today                            | 15705           | 15750     | 0,29%  | BI-7 DS RR             |            | 6,00 | 6,00  | →     |
| SGD/IDR Spot                             | 11722           | 11686     | -0,31% | BI - Depfac            | 17/01/2024 | 5,25 | 5,25  | →     |
| MYR/IDR Spot                             | 3304            | 3311      | 0,21%  | BI - LF                |            | 6,75 | 6,75  | →     |
| SAR/IDR Spot                             | 4189            | 4189      | 0,00%  | US Fed's Current Range |            | 5,50 | 5,50  | →     |
| US - Dow Jones Industrial Average        | 38654           | 38380     | -0,71% | LPS IDR                |            | 4,25 | 4,25  | →     |
| Tokyo - Nikkei 225                       | 36354           | 36118     | -0,65% | LPS USD                | 01/02/2024 | 2,25 | 2,25  | →     |
| Hong Kong - Hang Seng Index              | 15510           | 15669     | 1,02%  | LPS BPR                |            | 6,75 | 6,75  | →     |
| Singapore - Srait Time Index STI         | 3134            | 3123      | -0,36% |                        |            |      |       |       |
| Indonesia - IHSG                         | 7199            | 7232      | 0,46%  |                        |            |      |       |       |
| WTI Crude Oil Future/ barrel (Feb. 2024) | 75,19           | 75,19     | 0,00%  |                        |            |      |       |       |
| Gold Spot \$/Oz                          | 2026,70         | 2026,98   | 0,01%  |                        |            |      |       |       |
| Ice Newcastle Coal/ metric ton           | 116,75          | 119,00    | 1,89%  |                        |            |      |       |       |
| Malaysia CPO Contract (MYR/Metric ton)   | 3822,00         | 3788,00   | -0,90% |                        |            |      |       |       |

| Indonesia Economic Data (in US\$ Billion, or percentage) |            |           |           |       |  |
|--|------------|-----------|-----------|-------|--|
| Indicator  | Date       | Last      | Prev.     | Trend |  |
| GDP (Gross Domestic Bruto)                               | 31/12/2023 | 5,04      | 4,94      | ↑     |  |
| CPI (YoY)  | 31/01/2024 | 2,57      | 2,61      | ↓     |  |
| CPI Core (YoY)   | 31/01/2024 | 1,68      | -6,67     | ↓     |  |
| CPI (MoM)  | 31/12/2023 | 0,04      | 0,41      | ↓     |  |
| Trade Balance (USD Billion)                              | 31/12/2023 | \$ 3.307  | \$ 2.412  | ↑     |  |
| Export Growth  | 31/12/2023 | \$ -5,85  | \$ -8,56  | ↓     |  |
| Import Growth  | 31/12/2023 | \$ -3,81  | \$ 3,29   | ↓     |  |
| Foreign Reserves   | 31/12/2023 | \$ 146,40 | \$ 138,10 | ↑     |  |
| Balance of Payment                                       | 30/09/2023 | \$ -900   | \$ -2.207 | ↑     |  |

| Foreign currency (US\$) and Money Market (Rp.) |            |        |        |       |  |
|--|------------|--------|--------|-------|--|
| Tenor  | Sett. Date | BID    | OFFER  | Gap.  |  |
| TOD  | 06/02/2024 | 15.700 | 15.710 | 10,00 |  |
| TOM  | 07/02/2024 | 15.700 | 15.711 | 10,30 |  |
| SPOT   | 12/02/2024 | 15.700 | 15.711 | 10,30 |  |
| NDF 1Mo.                                       | 13/03/2024 | 15.740 | 15.752 | 12,00 |  |
| D-NDF 3Mo.                                     | 13/05/2024 | 15.755 | 15.772 | 17,00 |  |
| 1 Wk.  | 20/02/2024 | 15.702 | 15.713 | 11,05 |  |
| 2 Wk.  | 26/02/2024 | 15.704 | 15.716 | 11,96 |  |
| 1 Mo.  | 13/03/2024 | 15.709 | 15.721 | 12,00 |  |
| 2 Mo.  | 16/04/2024 | 15.718 | 15.734 | 16,00 |  |
| 3 Mo.  | 13/05/2024 | 15.726 | 15.739 | 13,40 |  |
| 6 Mo.  | 12/08/2024 | 15.763 | 15.778 | 15,75 |  |
| 1 Yr.  | 12/02/2025 | 15.870 | 15.896 | 26,25 |  |

| Money Market Rates (ACT/360) |       |         |         |       |         |       |         |         |         |
|------------------------------|-------|---------|---------|-------|---------|-------|---------|---------|---------|
| RATE                         | O/N   | 1 Wk    | 2 Wk    | 1 Mo  | 2 Mo    | 3 Mo  | 6 Mo    | 9 Mo    | 1 Yr    |
| INTERBANK (IDR)              | 5,92% | 6,23%   | 6,38%   | 6,58% | 8,14%   | 7,44% | no data | no data | no data |
| INTERBANK (USD)              | 5,38% | 5,38%   | 5,39%   | 5,43% | 5,48%   | 5,50% | 5,46%   | 5,40%   | 5,37%   |
| <b>INDONESIA 5,92%</b>       |       |         |         |       |         |       |         |         |         |
| SIBOR (SGD)                  | 0,10% | 0,14%   | no data | 0,17% | 0,21%   | 0,25% | 0,35%   | 0,47%   | 0,58%   |
| LIBOR (USD)                  | 5,06% | no data | no data | 5,44% | no data | 5,55% | 5,52%   | no data | 6,04%   |
| JIBOR (IDR)                  | 5,92% | 6,25%   | no data | 6,64% | no data | 6,94% | 7,05%   | no data | 7,19%   |

| Indonesia Government Bond |        |        |        |           |                       |           |            |                    |       |
|---------------------------|--------|--------|--------|-----------|-----------------------|-----------|------------|--------------------|-------|
| Seri                      | Coupon | Bid    | Offer  | Bid Yield | Day(s) to Next Coupon | Last Week | Last Month | Day(s) to maturity | Trend |
| FR0064                    | 6,125  | 99,08  | 99,38  | 6,371     | 93                    | 99,37     | 99,36      | 1533 Hari          | ↓     |
| FR0070                    | 8,375  | 100,17 | 100,26 | 6,464     | 32                    | 100,23    | 100,23     | 32 Hari            | ↓     |
| FR0077                    | 8,125  | 100,44 | 100,54 | 6,361     | 93                    | 100,49    | 100,52     | 92 Hari            | ↓     |
| FR0081                    | 6,500  | 100,14 | 100,30 | 6,383     | 124                   | 100,28    | 100,27     | 482 Hari           | ↓     |
| FR0084                    | 7,250  | 101,53 | 101,75 | 6,432     | 3                     | 101,68    | 101,66     | 724 Hari           | ↓     |
| FR0090                    | 5,125  | 96,46  | 96,90  | 6,366     | 63                    | 96,68     | 96,44      | 1142 Hari          | ↓     |
| FR0091                    | 6,375  | 98,70  | 99,01  | 6,581     | 63                    | 99,14     | 99,06      | 2944 Hari          | ↓     |
| FR0092                    | 7,125  | 102,68 | 103,11 | 6,865     | 124                   | 103,34    | 103,17     | 6606 Hari          | ↓     |
| FR0093                    | 6,375  | 96,77  | 97,60  | 6,744     | 154                   | 97,45     | 97,21      | 4835 Hari          | ↓     |
| FR0089                    | 6,875  | 99,77  | 100,29 | 6,894     | 3                     | 100,47    | 99,96      | 9908 Hari          | ↓     |
| FR0095                    | 6,375  | 99,76  | 100,09 | 6,436     | 3                     | 100,16    | 100,01     | 1623 Hari          | ↓     |
| FR0096                    | 7,000  | 102,98 | 103,30 | 6,556     | 3                     | 103,72    | 103,42     | 3246 Hari          | ↓     |
| PBS012                    | 8,875  | 113,58 | 113,96 | 6,608     | 93                    | 113,70    | 114,14     | 2794 Hari          | ↓     |
| PBS003                    | 6,000  | 98,55  | 98,87  | 6,550     | 154                   | 98,70     | 98,71      | 1053 Hari          | ↓     |
| PBS001                    | 4,000  | 98,88  | 99,13  | 6,630     | 154                   | 99,00     | 98,97      | 152 Hari           | ↓     |
| PBS033                    | 6,750  | 97,65  | 99,15  | 6,954     | 124                   | 98,47     | 98,38      | 8407 Hari          | ↓     |
| PBS036                    | 5,375  | 98,53  | 98,62  | 6,402     | 3                     | 98,56     | 98,54      | 542 Hari           | ↓     |
| PBS037                    | 6,875  | 99,78  | 101,25 | 6,901     | 32                    | 100,51    | 100,67     | 4355 Hari          | ↓     |
| PBS029                    | 6,375  | 97,66  | 98,68  | 6,697     | 32                    | 97,96     | 98,57      | 3634 Hari          | ↓     |
| PBS034                    | 6,500  | 97,33  | 98,12  | 6,781     | 124                   | 97,69     | 97,98      | 5525 Hari          | ↓     |
| FR0100                    | 6,625  | 100,02 | 100,30 | 6,622     | 3                     | 100,75    | 100,38     | 3606 Hari          | ↓     |
| FR0101                    | 6,875  | 101,38 | 101,63 | 6,555     | 63                    | 102,01    | 101,69     | 1863 Hari          | ↓     |
| FR0102                    | 6,875  | 99,43  | 99,90  | 6,920     | 154                   | 100,11    | 99,65      | 10959 Hari         | ↓     |
| FR0098                    | 7,125  | 103,10 | 103,51 | 6,783     | 124                   | 104,12    | 103,61     | 5165 Hari          | ↓     |
| FR0097                    | 7,125  | 102,72 | 103,05 | 6,867     | 124                   | 103,60    | 103,14     | 6966 Hari          | ↓     |
| PBS038                    | 6,875  | 98,65  | 99,55  | 6,954     | 124                   | 98,89     | 98,89      | 9309 Hari          | ↓     |
| PBS004                    | 6,100  | 93,61  | 94,31  | 6,849     | 3                     | 93,91     | 94,40      | 4687 Hari          | ↓     |
| PBS030                    | 5,875  | 97,17  | 97,67  | 6,619     | 154                   | 97,42     | 97,41      | 1593 Hari          | ↓     |
| PBS039                    | 6,625  | 98,01  | 98,68  | 6,821     | 154                   | 98,42     | 98,53      | 6276 Hari          | ↓     |
| PBS032                    | 4,875  | 96,50  | 96,69  | 6,448     | 154                   | 96,60     | 96,57      | 872 Hari           | ↓     |



Tim Riset:  
 Kemas Yudho - Dealer FI - Ext.7953 - kemas.yudho@banksumselbabel.com  
 Disclaimer/ Pernyataan bebas tanggung jawab: Semua data dalam lembaran ini hanya dipergunakan sebagai informasi. Kinerja masa lalu bukan merupakan indikasi kinerja masa depan atau perkiraan performa atas suatu instrumen. Informasi yang dimuat dalam lembaran ini diperoleh dari sumber yang dapat dipercaya, namun BPD Sumsel Babel tidak menjamin kelengkapan atau akurasi. Data, opini dan perkiraan yang diungkapkan dapat berubah tanpa pemberitahuan dan BPD Sumsel Babel tetap menindak setiap dan semua tanggung jawab atas pernyataan dan jaminan, tersurat maupun tersirat, yang tercantum di sini, atau yang tidak dicantumkan.