

Fixed Income Daily Report

Wednesday, 07 February 2024 09:34:33

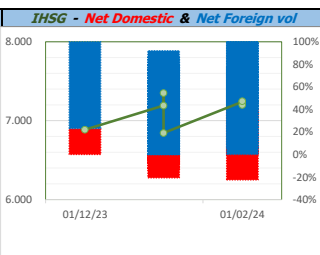
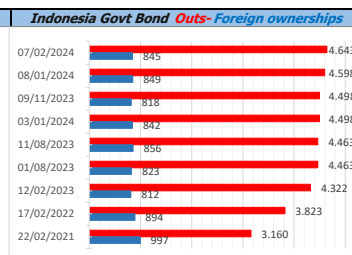
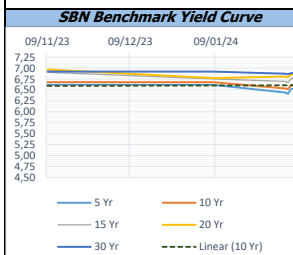
Global Market				Policy rates				
Indicator	price yesterday	TOD price	% chg.	Indicator	Date	Last	Prev.	Trend
USD/IDR Today	15705	15730	0,16%	BI-7 DS RR		6,00	6,00	→
SGD/IDR Spot	11686	11698	0,11%	BI - Depfac	17/01/2024	5,25	5,25	→
MYR/IDR Spot	3304	3305	0,05%	BI - LF		6,75	6,75	→
SAR/IDR Spot	4195	4194	-0,02%	US Fed's Current Range		5,50	5,50	→
US - Dow Jones Industrial Average	38380	38521	0,37%	LPS IDR		4,25	4,25	→
Tokyo - Nikkei 225	36161	36129	-0,09%	LPS USD	01/02/2024	2,25	2,25	→
Hong Kong - Hang Seng Index	15510	16137	3,88%	LPS BPR		6,75	6,75	→
Singapore - Srait Time Index STI	3134	3126	-0,28%					
Indonesia - IHSG	7199	7247	0,67%					
WTI Crude Oil Future/ barrel (Feb. 2024)	75,19	75,19	0,00%					
Gold Spot \$/Oz	2035,10	2035,35	0,01%					
Ice Newcastle Coal/ metric ton	119,00	119,00	0,00%					
Malaysia CPO Contract (MYR/Metric ton)	3870,00	3863,00	-0,18%					

Indonesia Economic Data (in US\$ Billion, or percentage)					
Indicator	Date	Last	Prev.	Trend	
GDP (Gross Domestic Bruto)	31/12/2023	5,04	4,94	↑	
CPI (YoY)	31/01/2024	2,57	2,61	↓	
CPI Core (YoY)	31/01/2024	1,68	-6,67	↓	
CPI (MoM)	31/12/2023	0,04	0,41	↓	
Trade Balance (USD Billion)	31/12/2023	\$ 3.307	\$ 2.412	↑	
Export Growth	31/12/2023	\$ -5,85	\$ -8,56	↓	
Import Growth	31/12/2023	\$ -3,81	\$ 3,29	↓	
Foreign Reserves	31/12/2023	\$ 146,40	\$ 138,10	↑	
Balance of Payment	30/09/2023	\$ -900	\$ -2.207	↑	

Foreign currency (US\$) and Money Market (Rp.)				
Tenor	Sett. Date	BID	OFFER	Gap.
TOD	07/02/2024	15.725	15.735	10,00
TOM	08/02/2024	15.727	15.737	10,50
SPOT	13/02/2024	15.727	15.737	10,50
NDF 1Mo.	13/03/2024	15.734	15.747	13,00
D-NDF 3Mo.	13/05/2024	15.751	15.769	18,00
1 Wk.	20/02/2024	15.728	15.739	10,69
2 Wk.	27/02/2024	15.730	15.743	12,98
1 Mo.	13/03/2024	15.736	15.748	12,00
2 Mo.	16/04/2024	15.742	15.759	17,00
3 Mo.	13/05/2024	15.757	15.770	12,60
6 Mo.	13/08/2024	15.791	15.807	15,72
1 Yr.	13/02/2025	15.900	15.925	25,00

Money Market Rates (ACT/360)									
RATE	O/N	1 Wk	2 Wk	1 Mo	2 Mo	3 Mo	6 Mo	9 Mo	1 Yr
INTERBANK (IDR)	5,94%	6,23%	6,38%	6,58%	6,75%	6,65%	no data	no data	no data
INTERBANK (USD)	5,38%	5,37%	5,35%	5,43%	5,49%	5,52%	5,44%	5,37%	5,30%
INDONESIA 5,94%									
SIBOR (SGD)	0,10%	0,14%	no data	0,17%	0,21%	0,25%	0,35%	0,47%	0,58%
LIBOR (USD)	5,06%	no data	no data	5,44%	no data	5,58%	5,61%	no data	6,04%
JIBOR (IDR)	5,94%	6,25%	no data	6,63%	no data	6,94%	7,05%	no data	7,19%

Indonesia Government Bond									
Seri	Coupon	Bid	Offer	Bid Yield	Day(s) to Next Coupon	Last Week	Last Month	Day(s) to maturity	Trend
FR0064	6,125	98,94	99,15	6,400	92	99,37	99,36	1532 Hari	↓
FR0070	8,375	100,17	100,26	6,250	31	100,23	100,23	31 Hari	↓
FR0077	8,125	100,43	100,53	6,298	92	100,49	100,52	91 Hari	↓
FR0081	6,500	100,15	100,29	6,376	123	100,28	100,27	481 Hari	↓
FR0084	7,250	101,52	101,75	6,429	2	101,68	101,66	723 Hari	↓
FR0090	5,125	96,56	96,90	6,333	62	96,68	96,44	1141 Hari	↓
FR0091	6,375	98,23	98,51	6,654	62	99,14	99,06	2943 Hari	↓
FR0092	7,125	102,56	102,98	6,868	123	103,34	103,17	6605 Hari	↓
FR0093	6,375	96,73	97,34	6,749	153	97,45	97,21	4834 Hari	↓
FR0089	6,875	99,65	100,07	6,898	2	100,47	99,96	9907 Hari	↓
FR0095	6,375	99,66	99,93	6,458	2	100,16	100,01	1622 Hari	↓
FR0096	7,000	102,91	103,25	6,554	2	103,72	103,42	3245 Hari	↓
PBS012	8,875	113,68	114,05	6,591	92	113,70	114,14	2793 Hari	↓
PBS003	6,000	98,55	98,87	6,551	153	98,70	98,71	1052 Hari	↓
PBS001	4,000	98,87	99,12	6,759	153	99,00	98,97	151 Hari	↓
PBS033	6,750	97,66	99,18	6,953	123	98,47	98,38	8406 Hari	↓
PBS036	5,375	98,53	98,62	6,411	2	98,56	98,54	541 Hari	↓
PBS037	6,875	99,82	101,25	6,896	31	100,51	100,67	4354 Hari	↓
PBS029	6,375	97,65	98,68	6,698	31	97,96	98,57	3633 Hari	↓
PBS034	6,500	97,36	98,14	6,778	123	97,69	97,98	5524 Hari	↓
FR0100	6,625	100,07	100,20	6,601	2	100,75	100,38	3605 Hari	↓
FR0101	6,875	101,49	101,65	6,502	62	102,01	101,69	1862 Hari	↓
FR0102	6,875	99,40	99,80	6,919	153	100,11	99,65	10958 Hari	↓
FR0098	7,125	103,10	103,47	6,774	123	104,12	103,61	5164 Hari	↓
FR0097	7,125	102,78	103,12	6,858	123	103,60	103,14	6965 Hari	↓
PBS038	6,875	98,65	99,55	6,988	123	98,89	98,89	9308 Hari	↓
PBS004	6,100	93,74	94,44	6,834	2	93,91	94,40	4686 Hari	↓
PBS030	5,875	97,18	97,68	6,620	153	97,42	97,41	1592 Hari	↓
PBS039	6,625	98,02	98,67	6,821	153	98,42	98,53	6275 Hari	↓
PBS032	4,875	96,45	96,75	6,480	153	96,60	96,57	871 Hari	↓



Tim Riset:
 Kemas Yudho - Dealer FI - Ext.7953 - kemas.yudho@banksumselbabel.com
 Disclaimer/ Pernyataan bebas tanggung jawab: Semua data dalam lembaran ini hanya digunakan sebagai informasi. Kinerja masa lalu bukan merupakan indikasi kinerja masa depan atau perkiraan performa atas suatu instrumen. Informasi yang dimuat dalam lembaran ini diperoleh dari sumber yang dapat dipercaya, namun BPD Sumsel Babel tidak menjamin kelengkapan atau akurasi. Data, opini dan perkiraan yang diungkapkan dapat berubah tanpa pemberitahuan dan BPD Sumsel Babel tetap menindak setiap dan semua tanggung jawab atas pernyataan dan jaminan, terurut maupun terisat, yang tercantum di sini, atau yang tidak dicantumkan.