

### Fixed Income Daily Report

Monday, 12 February 2024 09:42:10

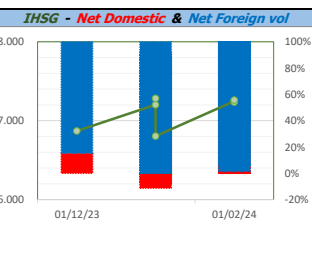
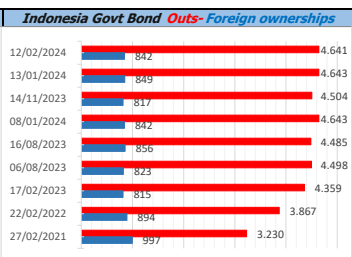
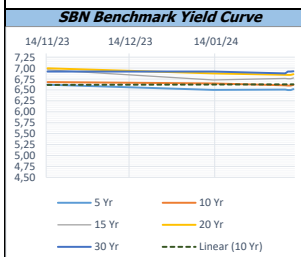
Global Market				Policy rates				
Indicator	price yesterday	TOD price	% chg.	Indicator	Date	Last	Prev.	Trend
USD/IDR Today	15635	15613	-0,14%	BI-7 DS RR		6,00	6,00	→
SGD/IDR Spot	11644	11611	-0,29%	BI - Depfac	17/01/2024	5,25	5,25	→
MYR/IDR Spot	3305	3284	-0,66%	BI - LF		6,75	6,75	→
SAR/IDR Spot	4169	4163	-0,14%	US Fed's Current Range		5,50	5,50	→
US - Dow Jones Industrial Average	38726	38672	-0,14%	LPS IDR		4,25	4,25	→
Tokyo - Nikkei 225	36863	36897	0,09%	LPS USD	01/02/2024	2,25	2,25	→
Hong Kong - Hang Seng Index	15878	15747	-0,84%	LPS BPR		6,75	6,75	→
Singapore - Srait Time Index STI	3143	3138	-0,15%					
Indonesia - IHSG	7235	7262	0,37%					
WTI Crude Oil Future/ barrel (Feb. 2024)	75,19	75,19	0,00%					
Gold Spot \$/Oz	2022,75	2023,04	0,01%					
Ice Newcastle Coal/ metric ton	120,60	120,60	0,00%					
Malaysia CPO Contract (MYR/Metric ton)	3920,00	3917,00	-0,08%					

Indonesia Economic Data (in US\$ Billion, or percentage)					
Indicator	Date	Last	Prev.	Trend	
GDP (Gross Domestic Bruto)	31/12/2023	5,04	4,94	↑	
CPI (YoY)	31/01/2024	2,57	2,61	↓	
CPI Core (YoY)	31/01/2024	1,68	-6,67	↓	
CPI (MoM)	31/12/2023	0,04	0,41	↓	
Trade Balance (USD Billion)	31/12/2023	\$ 3.307	\$ 2.412	↑	
Export Growth	31/12/2023	\$ -5,85	\$ -8,56	↓	
Import Growth	31/12/2023	\$ -3,81	\$ 3,29	↓	
Foreign Reserves	31/01/2024	\$ 145,10	\$ 146,38	↓	
Balance of Payment	30/09/2023	\$ -900	\$ -2.207	↑	

Foreign currency (US\$) and Money Market (Rp.)				
Tenor	Sett. Date	BID	OFFER	Gap.
TOD	12/02/2024	15.610	15.615	5,00
TOM	13/02/2024	15.610	15.616	5,20
SPOT	15/02/2024	15.610	15.616	5,20
NDF 1Mo.	15/03/2024	15.621	15.634	13,00
D-NDF 3Mo.	15/05/2024	15.639	15.659	20,00
1 Wk.	22/02/2024	15.615	15.620	5,00
2 Wk.	29/02/2024	15.617	15.622	5,00
1 Mo.	15/03/2024	15.620	15.627	6,77
2 Mo.	16/04/2024	15.630	15.643	13,00
3 Mo.	15/05/2024	15.640	15.653	13,00
6 Mo.	15/08/2024	15.677	15.690	13,00
1 Yr.	18/02/2025	15.780	15.805	25,00

Money Market Rates (ACT/360)									
RATE	O/N	1 Wk	2 Wk	1 Mo	2 Mo	3 Mo	6 Mo	9 Mo	1 Yr
INTERBANK (IDR)	6,11%	6,23%	6,38%	6,58%	5,86%	5,95%	no data	no data	no data
INTERBANK (USD)	5,37%	5,38%	5,39%	5,43%	5,47%	5,46%	5,44%	5,37%	5,37%
<b>INDONESIA</b>	<b>6,11%</b>								
SIBOR (SGD)	0,10%	0,14%	no data	0,17%	0,21%	0,25%	0,35%	0,47%	0,58%
LIBOR (USD)	5,06%	no data	no data	5,44%	no data	5,57%	5,62%	no data	6,04%
JIBOR (IDR)	6,11%	6,26%	no data	6,63%	no data	6,94%	7,05%	no data	7,19%

Indonesia Government Bond									
Seri	Coupon	Bid	Offer	Bid Yield	Day(s) to Next Coupon	Last Week	Last Month	Day(s) to maturity	Trend
FR0064	6,125	98,79	99,16	6,452	90	99,00	99,36	1530 Hari	↓
FR0070	8,375	100,14	100,25	6,473	29	100,21	100,23	29 Hari	↓
FR0077	8,125	100,40	100,53	6,373	90	100,47	100,52	89 Hari	↓
FR0081	6,500	100,15	100,29	6,376	121	100,22	100,27	479 Hari	↓
FR0084	7,250	101,52	101,76	6,429	182	101,64	101,66	721 Hari	↓
FR0090	5,125	96,55	96,92	6,341	60	96,73	96,44	1139 Hari	↓
FR0091	6,375	98,23	98,53	6,658	60	98,44	99,06	2941 Hari	↓
FR0092	7,125	102,65	103,14	6,868	121	102,85	103,17	6603 Hari	↓
FR0093	6,375	96,76	97,38	6,745	151	97,07	97,21	4832 Hari	↓
FR0089	6,875	99,68	100,12	6,901	182	99,85	99,96	9905 Hari	↓
FR0095	6,375	99,59	99,87	6,480	182	99,78	100,01	1620 Hari	↓
FR0096	7,000	102,92	103,42	6,566	182	103,24	103,42	3243 Hari	↓
PBS012	8,875	113,65	114,02	6,595	90	113,83	114,14	2791 Hari	↓
PBS003	6,000	98,62	98,87	6,524	151	98,75	98,71	1050 Hari	↓
PBS031	4,000	98,87	99,21	6,743	151	98,99	98,97	149 Hari	↓
PBS033	6,750	98,46	99,37	6,882	121	98,91	98,38	8404 Hari	↓
PBS036	5,375	98,53	98,60	6,413	182	98,57	98,54	540 Hari	↓
PBS037	6,875	99,68	101,24	6,913	29	100,46	100,67	4352 Hari	↓
PBS029	6,375	97,65	98,68	6,698	29	98,16	98,57	3631 Hari	↓
PBS034	6,500	97,32	98,10	6,783	121	97,71	97,98	5522 Hari	↓
FR0100	6,625	100,06	100,30	6,617	182	100,18	100,38	3603 Hari	↓
FR0101	6,875	101,39	101,69	6,550	60	101,62	101,69	1860 Hari	↓
FR0102	6,875	99,07	99,51	6,948	151	99,49	99,65	10956 Hari	↓
FR0098	7,125	103,04	103,45	6,789	121	103,35	103,61	5162 Hari	↓
FR0097	7,125	102,72	103,10	6,868	121	102,97	103,14	6963 Hari	↓
PBS038	6,875	98,65	99,55	6,988	121	98,89	98,89	9306 Hari	↓
PBS004	6,100	93,68	94,37	6,842	182	94,02	94,40	4684 Hari	↓
PBS030	5,875	97,18	97,68	6,620	151	97,43	97,41	1590 Hari	↓
PBS039	6,625	98,02	98,66	6,820	151	98,34	98,53	6273 Hari	↓
PBS032	4,875	96,25	96,46	6,572	151	96,36	96,57	869 Hari	↓



Tim Riset:  
 Rimas Yudho - Dealer FI - Ext.7953 - kemas.yudho@banksumselbabel.com  
 Disclaimer/ Pernyataan bebas tanggung jawab: Semua data dalam lembaran ini hanya digunakan sebagai informasi. Kinerja masa lalu bukan merupakan indikasi kinerja masa depan atau perkiraan performa atas suatu instrumen. Informasi yang dimuat dalam lembaran ini diperoleh dari sumber yang dapat dipercaya, namun BPD Sumsel Babel tidak menjamin kelengkapan atau akurasi. Data, opini dan perkiraan yang diungkapkan dapat berubah tanpa pemberitahuan dan BPD Sumsel Babel tetap menindak setiap dan semua tanggung jawab atas pernyataan dan jaminan, tersurat maupun tersirat, yang tercantum di sini, atau yang tidak dicantumkan.