

### Fixed Income Daily Report

Thursday, 15 February 2024 09:10:38

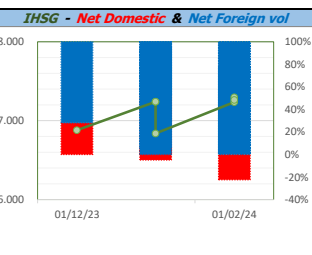
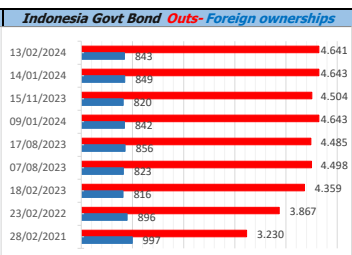
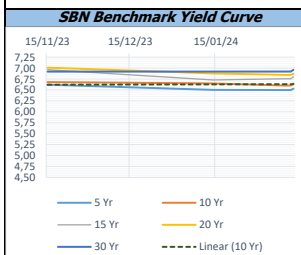
Global Market				Policy rates				
Indicator	price yesterday	TOD price	% chg.	Indicator	Date	Last	Prev.	Trend
USD/IDR Today	15595	15580	-0,10%	BI-7 DS RR		6,00	6,00	→
SGD/IDR Spot	11601	11578	-0,20%	BI - Depfac	17/01/2024	5,25	5,25	→
MYR/IDR Spot	3284	3271	-0,39%	BI - LF		6,75	6,75	→
SAR/IDR Spot	4159	4155	-0,10%	US Fed's Current Range		5,50	5,50	→
US - Dow Jones Industrial Average	38672	38797	0,32%	LPS IDR		4,25	4,25	→
Tokyo - Nikkei 225	36897	37626	1,94%	LPS USD	01/02/2024	2,25	2,25	→
Hong Kong - Hang Seng Index	15878	15747	-0,84%	LPS BPR		6,75	6,75	→
Singapore - Srait Time Index STI	3138	3139	0,01%					
Indonesia - IHSG	7298	7264	-0,47%					
WTI Crude Oil Future/ barrel (Feb. 2024)	75,19	75,19	0,00%					
Gold Spot \$/Oz	2019,33	2019,59	0,01%					
Ice Newcastle Coal/ metric ton	120,60	120,00	-0,50%					
Malaysia CPO Contract (MYR/Metric ton)	3920,00	3917,00	-0,08%					

Indonesia Economic Data (in US\$ Billion, or percentage)					
Indicator	Date	Last	Prev.	Trend	
GDP (Gross Domestic Bruto)	31/12/2023	5,04	4,94	↑	
CPI (YoY)	31/01/2024	2,57	2,61	↓	
CPI Core (YoY)	31/01/2024	1,68	-6,67	↓	
CPI (MoM)	31/12/2023	0,04	0,41	↓	
Trade Balance (USD Billion)	31/12/2023	\$ 3.307	\$ 2.412	↑	
Export Growth	31/12/2023	\$ -5,85	\$ -8,56	↓	
Import Growth	31/12/2023	\$ -3,81	\$ 3,29	↓	
Foreign Reserves	31/01/2024	\$ 145,10	\$ 146,38	↓	
Balance of Payment	30/09/2023	\$ -900	\$ -2.207	↑	

Foreign currency (US\$) and Money Market (Rp.)					
Tenor	Sett. Date	BID	OFFER	Gap.	
TOD	13/02/2024	15.610	15.617	7,00	
TOM	14/02/2024	15.610	15.618	7,20	
SPOT	16/02/2024	15.610	15.618	7,20	
NDF 1Mo.	18/03/2024	15.586	15.601	15,00	
D-NDF 3Mo.	16/05/2024	15.602	15.623	21,00	
1 Wk.	23/02/2024	15.613	15.621	7,92	
2 Wk.	01/03/2024	15.616	15.626	9,40	
1 Mo.	18/03/2024	15.622	15.632	10,00	
2 Mo.	16/04/2024	15.635	15.647	12,00	
3 Mo.	16/05/2024	15.645	15.659	13,99	
6 Mo.	16/08/2024	15.684	15.699	15,00	
1 Yr.	18/02/2025	15.798	15.816	17,58	

Money Market Rates (ACT/360)									
RATE	O/N	1 Wk	2 Wk	1 Mo	2 Mo	3 Mo	6 Mo	9 Mo	1 Yr
INTERBANK (IDR)	5,93%	6,23%	6,38%	6,58%	5,06%	5,56%	no data	no data	no data
INTERBANK (USD)	5,38%	5,38%	5,39%	5,43%	5,48%	5,46%	5,44%	5,39%	5,31%
<b>INDONESIA 5,93%</b>									
SIBOR (SGD)	0,10%	0,14%	no data	0,17%	0,21%	0,25%	0,35%	0,47%	0,58%
LIBOR (USD)	5,06%	no data	no data	5,44%	no data	5,57%	5,62%	no data	6,04%
JIBOR (IDR)	5,93%	6,25%	no data	6,63%	no data	6,94%	7,05%	no data	7,19%

Indonesia Government Bond									
Seri	Coupon	Bid	Offer	Bid Yield	Day(s) to Next Coupon	Last Week	Last Month	Day(s) to maturity	Trend
FR0064	6,125	98,88	99,15	6,429	89	99,00	99,36	1529 Hari	↓
FR0070	8,375	100,13	100,23	6,458	28	100,21	100,23	28 Hari	↓
FR0077	8,125	100,38	100,51	6,420	89	100,47	100,52	88 Hari	↓
FR0081	6,500	100,12	100,29	6,396	120	100,22	100,27	478 Hari	↓
FR0084	7,250	101,52	101,76	6,429	181	101,64	101,66	720 Hari	↓
FR0090	5,125	96,55	96,94	6,343	59	96,73	96,44	1138 Hari	↓
FR0091	6,375	98,13	98,48	6,674	59	98,44	99,06	2940 Hari	↓
FR0092	7,125	102,72	103,16	6,861	120	102,85	103,17	6602 Hari	↓
FR0093	6,375	96,72	97,35	6,750	150	97,07	97,21	4831 Hari	↓
FR0089	6,875	99,67	100,00	6,902	181	99,85	99,96	9904 Hari	↓
FR0095	6,375	99,66	99,98	6,463	181	99,78	100,01	1620 Hari	↓
FR0096	7,000	102,94	103,37	6,568	181	103,24	103,42	3242 Hari	↓
PBS012	8,875	113,69	114,06	6,587	89	113,83	114,14	2790 Hari	↓
PBS003	6,000	98,56	98,87	6,548	150	98,75	98,71	1049 Hari	↓
PBS031	4,000	98,93	99,20	6,597	150	98,99	98,97	148 Hari	↓
PBS033	6,750	98,47	99,34	6,882	120	98,91	98,38	8403 Hari	↓
PBS036	5,375	98,53	98,60	6,417	181	98,57	98,54	539 Hari	↓
PBS037	6,875	100,86	101,25	6,769	28	100,46	100,67	4351 Hari	↑
PBS029	6,375	97,65	98,68	6,698	28	98,16	98,57	3630 Hari	↓
PBS034	6,500	97,65	98,41	6,747	120	97,71	97,98	5521 Hari	↓
FR0100	6,625	99,85	100,00	6,646	181	100,18	100,38	3602 Hari	↓
FR0101	6,875	101,45	101,72	6,533	59	101,62	101,69	1859 Hari	↓
FR0102	6,875	98,88	99,30	6,964	150	99,49	99,65	10955 Hari	↓
FR0098	7,125	102,94	103,31	6,801	120	103,35	103,61	5161 Hari	↓
FR0097	7,125	102,68	103,04	6,871	120	102,97	103,14	6962 Hari	↓
PBS038	6,875	99,00	99,42	6,958	120	99,29	99,01	9305 Hari	↓
PBS004	6,100	94,18	94,84	6,781	181	94,02	94,40	4683 Hari	↑
PBS030	5,875	96,95	97,45	6,683	150	97,43	97,41	1589 Hari	↓
PBS039	6,625	98,02	98,65	6,820	150	98,34	98,53	6272 Hari	↓
PBS032	4,875	96,16	96,50	6,617	150	96,36	96,57	868 Hari	↓



Tim Riset:  
 Kemas Yudho - Dealer FI - Ext.7953 - kemas.yudho@banksumselbabel.com  
 Disclaimer/ Pernyataan bebas tanggung jawab: Semua data dalam lembaran ini hanya digunakan sebagai informasi. Kinerja masa lalu bukan merupakan indikasi kinerja masa depan atau perkiraan performa atas suatu instrumen. Informasi yang dimuat dalam lembaran ini diperoleh dari sumber yang dapat dipercaya, namun BPD Sumsel Babel tidak menjamin kelengkapan atau akurasi. Data, opini dan perkiraan yang diungkapkan dapat berubah tanpa pemberitahuan dan BPD Sumsel Babel tetap menaati setiap dan semua tanggung jawab atas pernyataan dan jaminan, tersurat maupun tersirat, yang tercantum di sini, atau yang tidak dicantumkan.