

### Fixed Income Daily Report

Monday, 19 February 2024 09:12:25

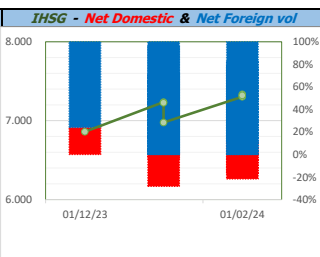
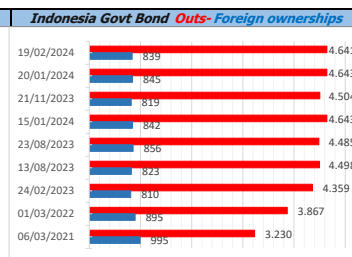
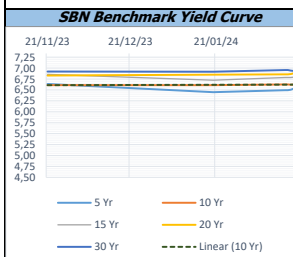
| Global Market                            |                 |           |        | Policy rates           |            |      |       |       |
|--|-----------------|-----------|--------|------------------------|------------|------|-------|-------|
| Indicator                                | price yesterday | TOD price | % chg. | Indicator              | Date       | Last | Prev. | Trend |
| USD/IDR Today                            | 15620           | 15625     | 0,03%  | BI-7 DS RR             |            | 6,00 | 6,00  | →     |
| SGD/IDR Spot                             | 11602           | 11615     | 0,12%  | BI - Depfac            | 17/01/2024 | 5,25 | 5,25  | →     |
| MYR/IDR Spot                             | 3270            | 3266      | -0,10% | BI - LF                |            | 6,75 | 6,75  | →     |
| SAR/IDR Spot                             | 4166            | 4167      | 0,02%  | US Fed's Current Range |            | 5,50 | 5,50  | →     |
| US - Dow Jones Industrial Average        | 38773           | 38628     | -0,38% | LPS IDR                |            | 4,25 | 4,25  | →     |
| Tokyo - Nikkei 225                       | 38487           | 38402     | -0,22% | LPS USD                | 01/02/2024 | 2,25 | 2,25  | →     |
| Hong Kong - Hang Seng Index              | 16340           | 16177     | -1,01% | LPS BPR                |            | 6,75 | 6,75  | →     |
| Singapore - Srait Time Index STI         | 3222            | 3223      | 0,02%  |                        |            |      |       |       |
| Indonesia - IHSG                         | 7336            | 7320      | -0,21% |                        |            |      |       |       |
| WTI Crude Oil Future/ barrel (Feb. 2024) | 75,19           | 75,19     | 0,00%  |                        |            |      |       |       |
| Gold Spot \$/Oz                          | 2019,76         | 2020,00   | 0,01%  |                        |            |      |       |       |
| Ice Newcastle Coal/ metric ton           | 119,25          | 119,25    | 0,00%  |                        |            |      |       |       |
| Malaysia CPO Contract (MYR/Metric ton)   | 3995,00         | 3995,00   | 0,00%  |                        |            |      |       |       |

| Indonesia Economic Data (in US\$ Billion, or percentage) |            |           |           |       |  |
|--|------------|-----------|-----------|-------|--|
| Indicator  | Date       | Last      | Prev.     | Trend |  |
| GDP (Gross Domestic Bruto)                               | 31/12/2023 | 5,04      | 4,94      | ↑     |  |
| CPI (YoY)  | 31/01/2024 | 2,57      | 2,61      | ↓     |  |
| CPI Core (YoY)   | 31/01/2024 | 1,68      | -6,67     | ↓     |  |
| CPI (MoM)  | 31/12/2023 | 0,04      | 0,41      | ↓     |  |
| Trade Balance (USD Billion)                              | 31/01/2024 | \$ 2,015  | \$ 3,285  | ↓     |  |
| Export Growth  | 31/01/2024 | \$ -8,06  | \$ -5,85  | ↓     |  |
| Import Growth  | 31/01/2024 | \$ 0,36   | \$ -3,81  | ↑     |  |
| Foreign Reserves   | 31/01/2024 | \$ 145,10 | \$ 146,38 | ↓     |  |
| Balance of Payment                                       | 30/09/2023 | \$ -900   | \$ -2.207 | ↑     |  |

| Foreign currency (US\$) and Money Market (Rp.) |            |        |        |       |
|--|------------|--------|--------|-------|
| Tenor  | Sett. Date | BID    | OFFER  | Gap.  |
| TOD  | 19/02/2024 | 15.625 | 15.630 | 5,00  |
| TOM  | 20/02/2024 | 15.625 | 15.631 | 5,32  |
| SPOT   | 21/02/2024 | 15.625 | 15.631 | 5,32  |
| NDF 1Mo.                                       | 21/03/2024 | 15.632 | 15.644 | 12,00 |
| D-NDF 3Mo.                                     | 21/05/2024 | 15.654 | 15.674 | 20,00 |
| 1 Wk.  | 28/02/2024 | 15.629 | 15.635 | 6,13  |
| 2 Wk.  | 06/03/2024 | 15.632 | 15.639 | 7,10  |
| 1 Mo.  | 21/03/2024 | 15.639 | 15.647 | 8,00  |
| 2 Mo.  | 22/04/2024 | 15.652 | 15.660 | 8,00  |
| 3 Mo.  | 21/05/2024 | 15.664 | 15.676 | 11,87 |
| 6 Mo.  | 21/08/2024 | 15.704 | 15.716 | 12,00 |
| 1 Yr.  | 21/02/2025 | 15.795 | 15.830 | 35,00 |

| Money Market Rates (ACT/360) |       |         |         |       |         |       |         |         |         |
|------------------------------|-------|---------|---------|-------|---------|-------|---------|---------|---------|
| RATE                         | O/N   | 1 Wk    | 2 Wk    | 1 Mo  | 2 Mo    | 3 Mo  | 6 Mo    | 9 Mo    | 1 Yr    |
| INTERBANK (IDR)              | 5,86% | 6,25%   | 6,43%   | 6,58% | 7,19%   | 6,95% | no data | no data | no data |
| INTERBANK (USD)              | 5,35% | 5,38%   | 5,39%   | 5,44% | 5,48%   | 5,51% | 5,49%   | 5,46%   | 5,45%   |
| <b>INDONESIA 5,86%</b>       |       |         |         |       |         |       |         |         |         |
| SIBOR (SGD)                  | 0,10% | 0,14%   | no data | 0,17% | 0,21%   | 0,25% | 0,35%   | 0,47%   | 0,58%   |
| LIBOR (USD)                  | 5,06% | no data | no data | 5,43% | no data | 5,58% | 5,66%   | no data | 6,04%   |
| JIBOR (IDR)                  | 5,86% | 6,25%   | no data | 6,64% | no data | 6,93% | 7,05%   | no data | 7,19%   |

| Indonesia Government Bond |        |        |        |           |                       |           |            |                    |       |
|---------------------------|--------|--------|--------|-----------|-----------------------|-----------|------------|--------------------|-------|
| Seri                      | Coupon | Bid    | Offer  | Bid Yield | Day(s) to Next Coupon | Last Week | Last Month | Day(s) to maturity | Trend |
| FR0064                    | 6,125  | 98,78  | 99,02  | 6,455     | 84                    | 98,90     | 99,36      | 1524 Hari          | ↓     |
| FR0070                    | 8,375  | 100,06 | 100,21 | 7,196     | 23                    | 100,14    | 100,23     | 23 Hari            | ↓     |
| FR0077                    | 8,125  | 100,35 | 100,50 | 6,456     | 84                    | 100,43    | 100,52     | 83 Hari            | ↓     |
| FR0081                    | 6,500  | 100,06 | 100,26 | 6,439     | 115                   | 100,17    | 100,27     | 473 Hari           | ↓     |
| FR0084                    | 7,250  | 101,71 | 101,79 | 6,319     | 176                   | 101,75    | 101,62     | 715 Hari           | ↓     |
| FR0090                    | 5,125  | 96,03  | 96,86  | 6,535     | 54                    | 96,44     | 96,44      | 1133 Hari          | ↓     |
| FR0091                    | 6,375  | 98,14  | 98,48  | 6,672     | 54                    | 98,28     | 99,06      | 2935 Hari          | ↓     |
| FR0092                    | 7,125  | 102,79 | 103,17 | 6,854     | 115                   | 102,98    | 103,17     | 6597 Hari          | ↓     |
| FR0093                    | 6,375  | 96,71  | 97,18  | 6,751     | 145                   | 96,95     | 97,21      | 4826 Hari          | ↓     |
| FR0089                    | 6,875  | 99,53  | 100,02 | 6,913     | 176                   | 99,71     | 99,96      | 9900 Hari          | ↓     |
| FR0095                    | 6,375  | 99,68  | 99,96  | 6,458     | 176                   | 99,80     | 100,01     | 1615 Hari          | ↓     |
| FR0096                    | 7,000  | 102,52 | 102,78 | 6,624     | 176                   | 102,66    | 103,42     | 3237 Hari          | ↓     |
| PBS012                    | 8,875  | 113,57 | 113,94 | 6,604     | 84                    | 113,75    | 114,14     | 2785 Hari          | ↓     |
| PBS003                    | 6,000  | 98,63  | 98,87  | 6,523     | 145                   | 98,75     | 98,71      | 1044 Hari          | ↓     |
| PBS031                    | 4,000  | 98,95  | 99,09  | 6,657     | 145                   | 99,02     | 98,94      | 143 Hari           | ↓     |
| PBS033                    | 6,750  | 98,50  | 99,14  | 6,879     | 115                   | 98,82     | 98,38      | 8398 Hari          | ↓     |
| PBS036                    | 5,375  | 98,53  | 98,60  | 6,425     | 176                   | 98,57     | 98,54      | 534 Hari           | ↓     |
| PBS037                    | 6,875  | 100,88 | 101,49 | 6,767     | 23                    | 101,18    | 100,67     | 4346 Hari          | ↓     |
| PBS029                    | 6,375  | 97,68  | 98,66  | 6,695     | 23                    | 98,17     | 98,57      | 3625 Hari          | ↓     |
| PBS034                    | 6,500  | 97,78  | 98,49  | 6,733     | 115                   | 98,14     | 97,98      | 5516 Hari          | ↓     |
| FR0100                    | 6,625  | 100,02 | 100,16 | 6,622     | 176                   | 100,09    | 100,38     | 3597 Hari          | ↓     |
| FR0101                    | 6,875  | 101,47 | 101,68 | 6,531     | 54                    | 101,57    | 101,69     | 1854 Hari          | ↓     |
| FR0102                    | 6,875  | 99,05  | 99,48  | 6,950     | 145                   | 99,26     | 99,65      | 10950 Hari         | ↓     |
| FR0098                    | 7,125  | 102,97 | 103,32 | 6,795     | 115                   | 103,14    | 103,61     | 5156 Hari          | ↓     |
| FR0097                    | 7,125  | 102,60 | 103,00 | 6,879     | 115                   | 102,76    | 103,14     | 6957 Hari          | ↓     |
| PBS038                    | 6,875  | 98,92  | 99,58  | 6,965     | 115                   | 99,25     | 98,89      | 9300 Hari          | ↓     |
| PBS004                    | 6,100  | 94,26  | 94,89  | 6,772     | 176                   | 94,57     | 94,40      | 4678 Hari          | ↓     |
| PBS030                    | 5,875  | 96,97  | 99,26  | 6,678     | 145                   | 98,12     | 97,41      | 1584 Hari          | ↓     |
| PBS039                    | 6,625  | 97,98  | 98,62  | 6,824     | 145                   | 98,30     | 98,53      | 6267 Hari          | ↓     |
| PBS032                    | 4,875  | 96,24  | 96,51  | 6,591     | 145                   | 96,38     | 96,57      | 863 Hari           | ↓     |



Tim Riset:  
 Rimas Yudho - Dealer FI - Ext.7953 - kemas.yudho@banksumselbabel.com  
 Disclaimer/ Pernyataan bebas tanggung jawab: Semua data dalam lembaran ini hanya dipergunakan sebagai informasi. Kinerja masa lalu bukan merupakan indikasi kinerja masa depan atau perkiraan performa atau suatu instrumen. Informasi yang dimuat dalam lembaran ini diperoleh dari sumber yang dapat dipercaya, namun BPD Sumsel Babel tidak menjamin kelengkapan atau akurasi. Data, opini dan perkiraan yang diungkapkan dapat berubah tanpa pemberitahuan dan BPD Sumsel Babel tetap menindak setiap dan semua tanggung jawab atas pernyataan dan jaminan, tersurat maupun tersirat, yang tercantum di sini, atau yang tidak dicantumkan.