

Fixed Income Daily Report

Thursday, 02 May 2024 09:06:58

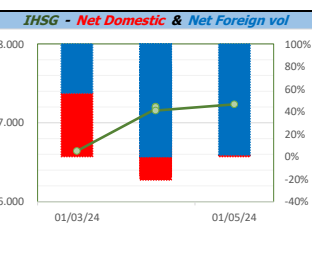
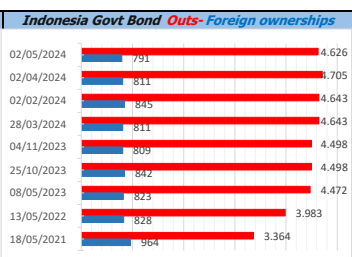
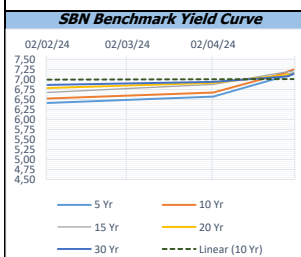
Global Market				Policy rates				
Indicator	price yesterday	TOD price	% chg.	Indicator	Date	Last	Prev.	Trend
USD/IDR Today	16255	16260	0,03%	BI-7 DS RR		6,25	6,00	↑
SGD/IDR Spot	11954	11943	-0,09%	BI - Depfac	24/04/2024	5,50	5,25	↑
MYR/IDR Spot	3406	3408	0,06%	BI - LF		7,00	6,75	↑
SAR/IDR Spot	4334	4335	0,02%	US Fed's Current Range		5,50	5,50	→
US - Dow Jones Industrial Average	37816	37903	0,23%	LPS IDR		4,25	4,25	→
Tokyo - Nikkei 225	38274	38157	-0,31%	LPS USD	01/02/2024	2,25	2,25	→
Hong Kong - Hang Seng Index	17763	17869	0,59%	LPS BPR		6,75	6,75	→
Singapore - Srait Time Index STI	3293	3309	0,49%					
Indonesia - IHSG	7234	7216	-0,25%					
WTI Crude Oil Future/ barrel (Apr. 2024)	81,68	81,68	0,00%					
Gold Spot \$/Oz	2324,65	2324,95	0,01%					
Ice Newcastle Coal/ metric ton	142,25	147,00	3,23%					
Malaysia CPO Contract (MYR/Metric ton)	4405,00	4405,00	0,00%					

Indonesia Economic Data (in US\$ Billion, or percentage)					
Indicator	Date	Last	Prev.	Trend	
GDP (Gross Domestic Bruto)	31/12/2023	5,04	4,94	↑	
CPI (YoY)	31/03/2024	3,05	2,75	↓	
CPI Core (YoY)	31/03/2024	1,77	5,36	↓	
CPI (MoM)	29/02/2024	0,52	0,37	↑	
Trade Balance (USD Billion)	31/03/2024	\$ 4,473	\$ 834	↑	
Export Growth	31/03/2024	\$ -4,19	\$ -9,60	↓	
Import Growth	31/03/2024	\$ -12,76	\$ 15,84	↓	
Foreign Reserves	31/03/2024	\$ 140,40	\$ 144,04	↓	
Balance of Payment	31/12/2023	\$ -1.290	\$ -1.039	↓	

Foreign currency (US\$) and Money Market (Rp.)				
Tenor	Sett. Date	BID	OFFER	Gap.
TOD	02/05/2024	16.278	16.278	0,00
TOM	03/05/2024	16.278	16.278	0,10
SPOT	06/05/2024	16.278	16.278	0,10
NDF 1Mo.	06/06/2024	16.244	16.255	11,00
D-NDF 3Mo.	06/08/2024	16.270	16.297	27,00
1 Wk.	13/05/2024	16.280	16.281	0,81
2 Wk.	20/05/2024	16.283	16.284	0,94
1 Mo.	06/06/2024	16.290	16.290	0,00
2 Mo.	08/07/2024	16.300	16.300	0,00
3 Mo.	06/08/2024	16.314	16.314	0,00
6 Mo.	06/11/2024	16.357	16.357	0,00
1 Yr.	06/05/2025	16.448	16.448	0,00

Money Market Rates (ACT/360)									
RATE	O/N	1 Wk	1 Mo	2 Mo	3 Mo	6 Mo	9 Mo	1 Yr	
INTERBANK (IDR)	6,07%	6,58%	6,70%	6,95%	5,47%	7,18%	no data	no data	no data
INTERBANK (USD)	5,38%	5,39%	5,41%	5,43%	5,46%	5,50%	5,53%	5,61%	5,62%
INDONESIA	6,07%								
SIBOR (SGD)	0,10%	0,14%	no data	0,17%	0,21%	0,25%	0,35%	0,47%	0,58%
LIBOR (USD)	5,06%	no data	no data	5,43%	no data	5,59%	5,74%	no data	6,04%
JIBOR (IDR)	6,07%	6,50%	no data	6,90%	no data	7,17%	7,29%	no data	7,45%

Indonesia Government Bond									
Seri	Coupon	Bid	Offer	Bid Yield	Day(s) to Next Coupon	Last Week	Last Month	Day(s) to maturity	Trend
FR0064	6,125	96,35	96,70	7,186	9	96,62	96,49	1450 Hari	↓
FR0077	8,125	99,98	100,09	10,056	9	100,08	100,09	9 Hari	↓
FR0081	6,500	99,20	99,53	7,243	40	99,39	99,36	399 Hari	↓
FR0084	7,250	100,38	100,91	7,019	101	100,65	100,65	641 Hari	↓
FR0090	5,125	95,02	95,32	7,022	162	95,06	95,17	1059 Hari	↓
FR0091	6,375	95,11	95,37	7,183	162	95,55	95,30	2861 Hari	↓
FR0092	7,125	99,17	100,18	7,207	40	99,77	99,68	6523 Hari	↓
FR0093	6,375	93,32	95,34	7,164	70	94,47	94,33	4752 Hari	↓
FR0089	6,875	95,64	96,33	7,243	101	97,38	95,99	9826 Hari	↓
FR0095	6,375	97,10	97,64	7,173	101	97,42	97,27	1541 Hari	↓
FR0096	7,000	98,75	99,07	7,190	101	99,24	98,92	3163 Hari	↓
PBS012	8,875	113,19	113,82	6,622	9	113,53	113,50	2711 Hari	↓
PBS003	6,000	98,67	99,25	6,539	70	98,95	98,96	971 Hari	↓
PBS031	4,000	99,40	99,47	6,889	70	99,42	99,44	69 Hari	↓
PBS033	6,750	98,59	99,14	6,872	40	98,69	98,86	8324 Hari	↓
PBS036	5,375	98,29	98,76	6,776	101	98,21	98,53	460 Hari	↑
PBS037	6,875	101,33	101,64	6,709	132	101,49	101,49	4272 Hari	↓
PBS029	6,375	97,59	98,62	6,712	132	98,11	98,11	3551 Hari	↓
PBS034	6,500	97,60	98,48	6,755	40	97,98	98,04	5442 Hari	↓
FR0100	6,625	95,68	95,99	7,245	101	96,26	95,87	3523 Hari	↓
FR0101	6,875	98,84	99,06	7,157	162	99,15	98,94	1780 Hari	↓
FR0102	6,875	96,81	97,55	7,119	70	97,39	97,18	10876 Hari	↓
FR0098	7,125	99,26	99,68	7,210	40	99,50	99,40	5082 Hari	↓
FR0097	7,125	99,79	100,41	7,137	40	100,20	100,12	6883 Hari	↓
PBS038	6,875	98,67	99,05	6,987	40	98,86	98,86	9226 Hari	↓
PBS004	6,100	94,92	95,63	6,697	101	95,26	95,27	4604 Hari	↓
PBS030	5,875	97,17	97,26	6,656	70	97,20	97,21	1510 Hari	↓
PBS039	6,625	97,97	98,70	6,826	70	98,19	98,34	6193 Hari	↓
PBS032	4,875	95,99	96,28	6,867	70	96,06	96,13	789 Hari	↓



Tim Riset:
 Kemas Yudho - Dealer FI - Ext.7952 - kemas.yudho@bankselsabel.com
 Disclaimer/ Pernyataan bebas tanggung jawab: Semua data dalam lembaran ini hanya dipergunakan sebagai informasi. Kinerja masa lalu bukan merupakan indikasi kinerja masa depan atau perkiraan performa atas suatu instrumen. Informasi yang dimuat dalam lembaran ini diperoleh dari sumber yang dapat dipercaya, namun BPD Sumsel Babel tidak menjamin kelengkapan atau akurasi. Data, opini dan perkiraan yang diungkapkan dapat berubah tanpa pemberitahuan dan BPD Sumsel Babel tegas menolai setiap dan semua tanggung jawab atas pernyataan dan jaminan, tersurat maupun tersirat, yang tercantum di sini, atau yang tidak dicantumkan.