

Fixed Income Daily Report

Friday, 03 May 2024 09:34:11

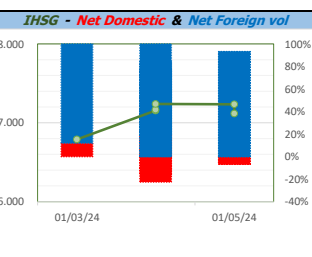
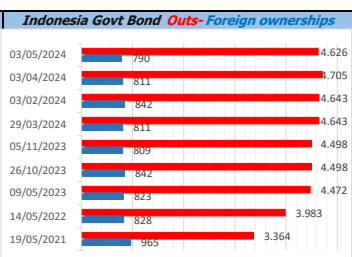
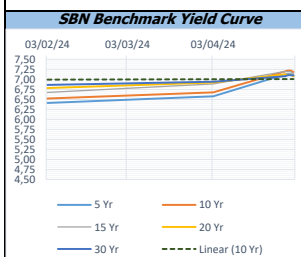
Global Market				Policy rates				
Indicator	price yesterday	TOD price	% chg.	Indicator	Date	Last	Prev.	Trend
USD/IDR Today	16185	16088	-0,60%	BI-7 DS RR		6,25	6,00	↑
SGD/IDR Spot	11912	11898	-0,12%	BI - Depfac	24/04/2024	5,50	5,25	↑
MYR/IDR Spot	3404	3398	-0,16%	BI - LF		7,00	6,75	↑
SAR/IDR Spot	4314	4316	0,05%	US Fed's Current Range		5,50	5,50	→
US - Dow Jones Industrial Average	37903	38226	0,84%	LPS IDR		4,25	4,25	→
Tokyo - Nikkei 225	38274	38236	-0,10%	LPS USD	01/02/2024	2,25	2,25	→
Hong Kong - Hang Seng Index	18207	18453	1,33%	LPS BPR		6,75	6,75	→
Singapore - Srait Time Index STI	3297	3305	0,23%					
Indonesia - IHSG	7117	7155	0,52%					
WTI Crude Oil Future/ barrel (May. 2024)	82,85	82,85	0,00%					
Gold Spot \$/Oz	2301,04	2301,48	0,02%					
Ice Newcastle Coal/ metric ton	147,00	147,75	0,51%					
Malaysia CPO Contract (MYR/Metric ton)	3895,00	3895,00	0,00%					

Indonesia Economic Data (in US\$ Billion, or percentage)					
Indicator	Date	Last	Prev.	Trend	
GDP (Gross Domestic Bruto)	31/12/2023	5,04	4,94	↑	
CPI (YoY)	30/04/2024	3,00	3,05	↓	
CPI Core (YoY)	30/04/2024	1,82	2,82	↓	
CPI (MoM)	31/03/2024	0,25	0,52	↓	
Trade Balance (USD Billion)	31/03/2024	\$ 4,473	\$ 834	↑	
Export Growth	31/03/2024	\$ -3,75	\$ -9,60	↑	
Import Growth	31/03/2024	\$ -12,76	\$ 15,84	↓	
Foreign Reserves	31/03/2024	\$ 140,40	\$ 144,04	↓	
Balance of Payment	31/12/2023	\$ -1.290	\$ -1.039	↓	

Foreign currency (US\$) and Money Market (Rp.)					
Tenor	Sett. Date	BID	OFFER	Gap.	
TOD	03/05/2024	16.185	16.195	10,00	
TOM	04/05/2024	16.185	16.196	10,30	
SPOT	07/05/2024	16.185	16.196	10,30	
NDF 1Mo.	07/06/2024	16.091	16.107	16,00	
D-NDF 3Mo.	07/08/2024	16.119	16.140	21,00	
1 Wk.	14/05/2024	16.187	16.198	10,59	
2 Wk.	21/05/2024	16.189	16.200	11,04	
1 Mo.	07/06/2024	16.194	16.207	12,50	
2 Mo.	08/07/2024	16.204	16.222	17,70	
3 Mo.	07/08/2024	16.215	16.231	16,00	
6 Mo.	07/11/2024	16.258	16.277	19,00	
1 Yr.	07/05/2025	16.348	16.375	27,50	

Money Market Rates (ACT/360)									
RATE	O/N	1 Wk	2 Wk	1 Mo	2 Mo	3 Mo	6 Mo	9 Mo	1 Yr
INTERBANK (IDR)	6,10%	6,53%	6,68%	6,95%	4,68%	7,18%	no data	no data	no data
INTERBANK (USD)	5,38%	5,39%	5,39%	5,48%	5,47%	5,52%	5,56%	5,57%	5,58%
INDONESIA	6,10%								
SIBOR (SGD)	0,10%	0,14%	no data	0,17%	0,21%	0,25%	0,35%	0,47%	0,58%
LIBOR (USD)	5,06%	no data	no data	5,43%	no data	5,59%	5,75%	no data	6,04%
JIBOR (IDR)	6,10%	6,51%	no data	6,90%	no data	7,18%	7,29%	no data	7,45%

Indonesia Government Bond									
Seri	Coupon	Bid	Offer	Bid Yield	Day(s) to Next Coupon	Last Week	Last Month	Day(s) to maturity	Trend
FR0064	6,125	96,75	97,05	7,060	8	96,62	96,49	1449 Hari	↑
FR0077	8,125	99,95	100,06	9,463	8	100,08	100,09	8 Hari	↓
FR0081	6,500	99,20	99,53	7,243	39	99,39	99,36	398 Hari	↓
FR0084	7,250	100,40	100,84	6,995	100	100,65	100,65	640 Hari	↓
FR0090	5,125	94,65	95,02	7,101	161	96,49	96,49	1058 Hari	↓
FR0091	6,375	95,65	96,01	7,099	161	95,55	95,30	2860 Hari	↑
FR0092	7,125	99,17	100,18	7,207	39	99,77	99,68	6522 Hari	↓
FR0093	6,375	94,13	95,66	7,053	69	95,23	95,23	4751 Hari	↓
FR0089	6,875	95,64	96,33	7,243	100	97,38	95,99	9825 Hari	↓
FR0095	6,375	97,42	97,69	7,076	100	97,42	97,27	1540 Hari	↑
FR0096	7,000	99,06	99,50	7,135	100	99,24	98,92	3162 Hari	↓
PBS012	8,875	113,23	113,85	6,615	8	113,53	113,50	2710 Hari	↓
PBS003	6,000	98,68	99,25	6,539	69	98,95	98,96	970 Hari	↓
PBS031	4,000	99,37	99,48	7,225	69	99,42	99,44	68 Hari	↓
PBS033	6,750	98,69	99,25	6,863	39	98,69	98,86	8323 Hari	↓
PBS036	5,375	98,34	98,82	6,741	100	98,21	98,53	459 Hari	↑
PBS037	6,875	101,33	101,64	6,709	131	101,49	101,49	4271 Hari	↓
PBS029	6,375	97,58	98,63	6,713	131	98,11	98,11	3550 Hari	↓
PBS034	6,500	97,62	98,50	6,752	39	97,98	98,04	5441 Hari	↓
FR0100	6,625	96,23	96,55	7,171	100	96,26	95,87	3522 Hari	↓
FR0101	6,875	99,22	99,54	7,043	161	99,15	98,94	1779 Hari	↑
FR0102	6,875	97,20	97,72	7,100	69	97,39	97,18	10875 Hari	↓
FR0098	7,125	100,24	100,77	7,077	39	99,50	99,40	5081 Hari	↑
FR0097	7,125	100,79	101,29	7,049	39	100,20	100,12	6882 Hari	↑
PBS038	6,875	98,58	98,96	6,994	39	98,86	98,86	9225 Hari	↓
PBS004	6,100	94,92	95,63	6,696	100	95,26	95,27	4603 Hari	↓
PBS030	5,875	97,17	97,26	6,656	69	97,20	97,21	1509 Hari	↓
PBS039	6,625	98,05	98,78	6,818	69	98,19	98,34	6192 Hari	↓
PBS032	4,875	95,98	96,28	6,877	69	96,06	96,13	788 Hari	↓



Tim Riset:
 Kemas Yudho - Dealer FI - Ext.7952 - kemas.yudho@bankselsabel.com
 Disclaimer/ Pernyataan bebas tanggung jawab: Semua data dalam lembaran ini hanya dipergunakan sebagai informasi. Kinerja masa lalu tidak merupakan indikasi kinerja masa depan atau perkiraan performa atas suatu instrumen. Informasi yang dimuat dalam lembaran ini diperoleh dari sumber yang dapat dipercaya, namun BPD Sumsel Babel tidak menjamin kelengkapan atau akurasi. Data, opini dan perkiraan yang diungkapkan dapat berubah tanpa pemberitahuan dan BPD Sumsel Babel tegas menolai setiap dan semua tanggung jawab atas pernyataan dan jaminan, tersurat maupun tersirat, yang tercantum di sini, atau yang tidak dicantumkan.