

Fixed Income Daily Report

Tuesday, 07 May 2024 09:05:37

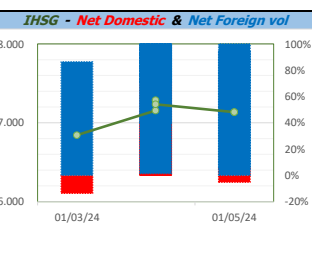
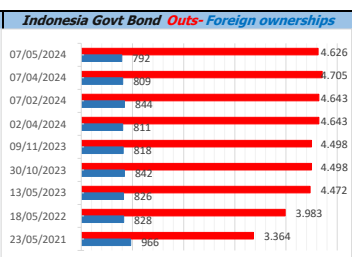
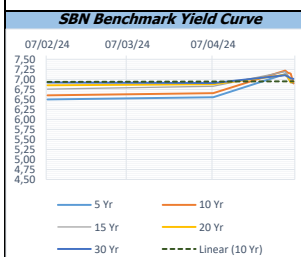
Global Market				Policy rates				
Indicator	price yesterday	TOD price	% chg.	Indicator	Date	Last	Prev.	Trend
USD/IDR Today	16025	16067	0,26%	BI-7 DS RR		6,25	6,00	↑
SGD/IDR Spot	11851	11886	0,29%	BI - Depfac	24/04/2024	5,50	5,25	↑
MYR/IDR Spot	3379	3389	0,29%	BI - LF		7,00	6,75	↑
SAR/IDR Spot	4273	4273	0,00%	US Fed's Current Range		5,50	5,50	→
US - Dow Jones Industrial Average	38676	38852	0,45%	LPS IDR		4,25	4,25	→
Tokyo - Nikkei 225	38236	38635	1,03%	LPS USD	01/02/2024	2,25	2,25	→
Hong Kong - Hang Seng Index	18578	18576	-0,01%	LPS BPR		6,75	6,75	→
Singapore - Srait Time Index STI	3303	3307	0,11%					
Indonesia - IHSG	7136	7138	0,03%					
WTI Crude Oil Future/ barrel (May. 2024)	82,85	82,85	0,00%					
Gold Spot \$/Oz	2322,53	2322,86	0,01%					
Ice Newcastle Coal/ metric ton	145,15	145,30	0,10%					
Malaysia CPO Contract (MYR/Metric ton)	3912,00	3912,00	0,00%					

Indonesia Economic Data (in US\$ Billion, or percentage)				
Indicator	Date	Last	Prev.	Trend
GDP (Gross Domestic Bruto)	31/03/2024	5,11	5,04	↑
CPI (YoY)	30/04/2024	3,00	3,05	↓
CPI Core (YoY)	30/04/2024	1,82	2,82	↓
CPI (MoM)	31/03/2024	0,25	0,52	↓
Trade Balance (USD Billion)	31/03/2024	\$ 4.473	\$ 834	↑
Export Growth	31/03/2024	\$ -3,75	\$ -9,60	↑
Import Growth	31/03/2024	\$ -12,76	\$ 15,84	↓
Foreign Reserves	31/03/2024	\$ 140,40	\$ 144,04	↓
Balance of Payment	31/12/2023	\$ -1.290	\$ -1.039	↓

Foreign currency (US\$) and Money Market (Rp.)				
Tenor	Sett. Date	BID	OFFER	Gap.
TOD	07/05/2024	16.050	16.070	20,00
TOM	08/05/2024	16.051	16.071	20,32
SPOT	13/05/2024	16.051	16.071	20,32
NDF 1Mo.	13/06/2024	16.069	16.078	9,00
D-NDF 3Mo.	13/08/2024	16.093	16.106	13,00
1 Wk.	20/05/2024	16.053	16.073	20,54
2 Wk.	28/05/2024	16.055	16.076	21,36
1 Mo.	13/06/2024	16.060	16.082	22,00
2 Mo.	15/07/2024	16.067	16.095	28,00
3 Mo.	13/08/2024	16.083	16.107	24,20
6 Mo.	13/11/2024	16.126	16.150	23,56
1 Yr.	14/05/2025	16.210	16.250	40,00

Money Market Rates (ACT/360)									
RATE	O/N	1 Wk	1 Mo	2 Mo	3 Mo	6 Mo	9 Mo	1 Yr	
INTERBANK (IDR)	6,18%	6,63%	6,68%	6,95%	7,03%	7,18%	no data	no data	no data
INTERBANK (USD)	5,36%	5,38%	5,36%	5,47%	5,46%	5,49%	5,54%	5,55%	5,54%
INDONESIA	6,18%								
SIBOR (SGD)	0,10%	0,14%	no data	0,17%	0,21%	0,25%	0,35%	0,47%	0,58%
LIBOR (USD)	5,06%	no data	no data	5,44%	no data	5,59%	5,74%	no data	6,04%
JIBOR (IDR)	6,18%	6,52%	no data	6,90%	no data	7,18%	7,29%	no data	7,45%

Indonesia Government Bond									
Seri	Coupon	Bid	Offer	Bid Yield	Day(s) to Next Coupon	Last Week	Last Month	Day(s) to maturity	Trend
FR0064	6,125	96,97	97,29	7,004	2	97,17	96,49	1443 Hari	↓
FR0077	8,125	99,93	100,04	11,522	2	100,00	100,09	2 Hari	↑
FR0081	6,500	99,60	99,73	6,877	33	99,45	99,46	393 Hari	↑
FR0084	7,250	100,45	101,00	6,969	94	100,66	100,65	634 Hari	↓
FR0090	5,125	94,65	95,02	7,171	155	94,83	96,49	1052 Hari	↓
FR0091	6,375	96,58	96,87	6,941	155	96,06	95,30	2854 Hari	↑
FR0092	7,125	100,89	101,74	7,036	33	100,38	99,99	6516 Hari	↑
FR0093	6,375	94,13	95,66	7,065	63	94,90	95,23	4745 Hari	↑
FR0089	6,875	95,61	96,06	7,245	94	95,88	96,63	9819 Hari	↓
FR0095	6,375	97,84	98,16	6,966	94	97,90	97,27	1534 Hari	↓
FR0096	7,000	100,48	100,81	6,924	94	99,89	98,92	3156 Hari	↑
PBS012	8,875	112,90	113,52	6,666	2	113,53	113,50	2704 Hari	↓
PBS003	6,000	98,68	99,25	6,540	63	98,96	98,96	964 Hari	↓
PBS031	4,000	99,37	99,49	7,330	63	99,42	99,44	62 Hari	↓
PBS033	6,750	98,70	99,26	6,863	33	98,97	98,86	8317 Hari	↓
PBS036	5,375	98,34	98,62	6,747	94	98,58	98,53	453 Hari	↓
PBS037	6,875	101,33	101,63	6,709	125	101,48	101,49	4265 Hari	↓
PBS029	6,375	97,58	98,63	6,713	125	98,10	98,11	3544 Hari	↓
PBS034	6,500	97,63	98,52	6,752	33	98,07	98,04	5436 Hari	↓
FR0100	6,625	98,10	98,36	6,894	94	96,38	95,87	3516 Hari	↑
FR0101	6,875	99,87	100,18	6,905	155	99,78	98,94	1773 Hari	↑
FR0102	6,875	98,31	99,07	7,009	63	98,69	97,18	10869 Hari	↓
FR0098	7,125	101,79	102,23	6,923	33	101,35	99,40	5076 Hari	↑
FR0097	7,125	101,87	102,41	6,946	33	102,14	100,12	6876 Hari	↓
PBS038	6,875	98,67	99,05	6,987	33	98,86	98,86	9219 Hari	↓
PBS004	6,100	94,90	95,61	6,699	94	95,29	95,27	4597 Hari	↓
PBS030	5,875	97,17	97,26	6,657	63	97,22	97,21	1503 Hari	↓
PBS039	6,625	98,04	98,79	6,819	63	98,42	98,34	6186 Hari	↓
PBS032	4,875	95,90	96,29	6,924	63	96,06	96,13	782 Hari	↓



Tim Riset:
Kemas Yudho - Dealer FI - Ext.7952 - kemas.yudho@bankselsabel.com

Disclaimer/ Pernyataan bebas tanggung jawab: Semua data dalam lembaran ini hanya dipergunakan sebagai informasi. Kinerja masa lalu bukan merupakan indikasi kinerja masa depan atau perkiraan performa atas suatu instrumen. Informasi yang dimuat dalam lembaran ini diperoleh dari sumber yang dapat dipercaya, namun BPD Sumsel Babel tidak menjamin kelengkapan atau akurasi. Data, opini dan perkiraan yang diungkapkan dapat berubah tanpa pemberitahuan dan BPD Sumsel Babel tegas menolai setiap dan semua tanggung jawab atas pernyataan dan jaminan, tersurat maupun tersirat, yang tercantum di sini, atau yang tidak dicantumkan.