

Fixed Income Daily Report

Friday, 17 May 2024 09:00:09

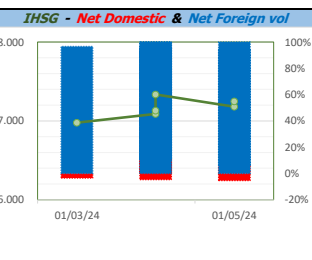
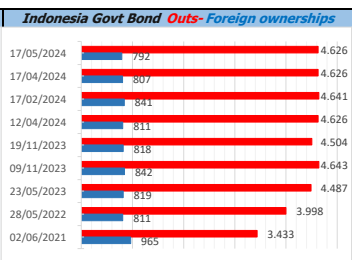
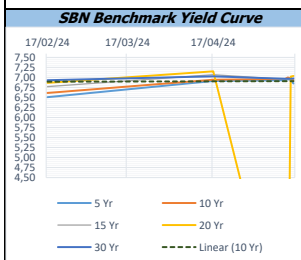
Global Market				Policy rates				
Indicator	price yesterday	TOD price	% chg.	Indicator	Date	Last	Prev.	Trend
USD/IDR Today	16028	15925	-0,65%	BI-7 DS RR		6,25	6,00	↑
SGD/IDR Spot	11877	11852	-0,21%	BI - Depfac	24/04/2024	5,50	5,25	↑
MYR/IDR Spot	3408	3400	-0,25%	BI - LF		7,00	6,75	↑
SAR/IDR Spot	4270	4246	-0,57%	US Fed's Current Range		5,50	5,50	→
US - Dow Jones Industrial Average	39908	39869	-0,10%	LPS IDR		4,25	4,25	→
Tokyo - Nikkei 225	38920	38720	-0,52%	LPS USD	01/02/2024	2,25	2,25	→
Hong Kong - Hang Seng Index	19377	19564	0,96%	LPS BPR		6,75	6,75	→
Singapore - Srait Time Index STI	3305	3299	-0,19%					
Indonesia - IHSG	7247	7264	0,24%					
WTI Crude Oil Future/ barrel (May. 2024)	82,85	82,85	0,00%					
Gold Spot \$/Oz	2378,54	2378,87	0,01%					
Ice Newcastle Coal/ metric ton	143,00	143,50	0,35%					
Malaysia CPO Contract (MYR/Metric ton)	3801,00	3801,00	0,00%					

Indonesia Economic Data (in US\$ Billion, or percentage)				
Indicator	Date	Last	Prev.	Trend
GDP (Gross Domestic Bruto)	31/03/2024	5,11	5,04	↑
CPI (YoY)	30/04/2024	3,00	3,05	↓
CPI Core (YoY)	30/04/2024	1,82	2,82	↓
CPI (MoM)	31/03/2024	0,25	0,52	↓
Trade Balance (USD Billion)	30/04/2024	\$ 3.559	\$ 4.578	↓
Export Growth	30/04/2024	\$ 1,72	\$ -3,75	↑
Import Growth	30/04/2024	\$ 4,62	\$ -12,76	↑
Foreign Reserves	30/04/2024	\$ 136,20	\$ 140,39	↓
Balance of Payment	31/12/2023	\$ -1.290	\$ -1.039	↓

Foreign currency (US\$) and Money Market (Rp.)				
Tenor	Sett. Date	BID	OFFER	Gap.
TOD	17/05/2024	15.920	15.930	10,00
TOM	18/05/2024	15.920	15.931	10,10
SPOT	21/05/2024	15.920	15.931	10,10
NDF 1Mo.	21/06/2024	15.975	15.987	12,00
D-NDF 3Mo.	21/08/2024	15.997	16.017	20,00
1 Wk.	28/05/2024	15.923	15.933	10,81
2 Wk.	04/06/2024	15.925	15.937	11,70
1 Mo.	21/06/2024	15.931	15.942	11,25
2 Mo.	22/07/2024	15.942	15.955	12,75
3 Mo.	21/08/2024	15.954	15.968	14,43
6 Mo.	21/11/2024	15.994	16.008	14,76
1 Yr.	21/05/2025	16.098	16.115	17,50

Money Market Rates (ACT/360)									
RATE	O/N	1 Wk	2 Wk	1 Mo	2 Mo	3 Mo	6 Mo	9 Mo	1 Yr
INTERBANK (IDR)	6,01%	6,43%	6,68%	6,95%	6,39%	7,18%	no data	no data	no data
INTERBANK (USD)	5,36%	5,39%	5,39%	5,44%	5,47%	5,49%	5,52%	5,52%	5,52%
INDONESIA	6,01%								
SIBOR (SGD)	0,10%	0,14%	no data	0,17%	0,21%	0,25%	0,35%	0,47%	0,58%
LIBOR (USD)	5,06%	no data	no data	5,44%	no data	5,59%	5,72%	no data	6,04%
JIBOR (IDR)	6,01%	6,52%	no data	6,90%	no data	7,18%	7,30%	no data	7,45%

Indonesia Government Bond									
Seri	Coupon	Bid	Offer	Bid Yield	Day(s) to Next Coupon	Last Week	Last Month	Day(s) to maturity	Trend
FR0064	6,125	97,48	97,78	6,857	178	97,21	96,49	1435 Hari	↑
FR0081	6,500	99,79	100,08	6,701	25	99,71	99,46	385 Hari	↑
FR0084	7,250	100,77	101,32	6,764	86	100,74	100,65	626 Hari	↑
FR0090	5,125	95,73	96,05	6,768	147	95,59	95,17	1044 Hari	↑
FR0091	6,375	97,02	97,40	6,869	147	96,61	95,30	2846 Hari	↑
FR0092	7,125	101,46	102,39	6,981	25	101,31	99,68	6509 Hari	↑
FR0093	6,375	94,25	95,20	7,052	55	94,96	94,33	4737 Hari	↓
FR0089	6,875	99,06	99,61	6,951	86	98,45	96,63	9811 Hari	↑
FR0095	6,375	98,22	98,50	6,862	86	98,05	97,27	1526 Hari	↓
FR0096	7,000	100,35	100,60	6,944	86	100,45	98,92	3148 Hari	↓
PBS012	8,875	113,31	113,89	6,594	178	112,69	113,50	2697 Hari	↑
PBS003	6,000	98,48	98,93	6,629	55	98,59	98,96	956 Hari	↓
PBS031	4,000	99,51	99,58	7,102	55	99,43	99,43	54 Hari	↑
PBS033	6,750	98,84	99,43	6,851	25	99,09	98,86	8310 Hari	↓
PBS036	5,375	98,28	98,42	6,826	86	98,41	98,41	445 Hari	↓
PBS037	6,875	100,89	101,61	6,763	117	100,99	101,49	4257 Hari	↓
PBS029	6,375	98,27	99,33	6,615	117	98,08	98,11	3536 Hari	↑
PBS034	6,500	97,58	98,46	6,758	25	97,79	98,04	5428 Hari	↓
FR0100	6,625	97,82	98,89	6,935	86	97,74	95,87	3508 Hari	↑
FR0101	6,875	100,24	100,36	6,814	147	99,84	98,94	1765 Hari	↑
FR0102	6,875	98,74	99,61	6,975	55	98,90	97,17	10861 Hari	↓
FR0098	7,125	101,41	102,11	6,965	25	101,75	99,42	5068 Hari	↓
FR0097	7,125	100,92	101,47	7,036	25	102,14	100,12	6869 Hari	↓
PBS038	6,875	98,55	99,02	6,997	25	98,31	98,86	9211 Hari	↓
PBS004	6,100	94,97	95,69	6,691	86	94,98	95,27	4589 Hari	↓
PBS030	5,875	96,88	97,26	6,747	55	97,23	97,21	1495 Hari	↓
PBS039	6,625	98,13	98,85	6,811	55	97,38	98,34	6178 Hari	↓
PBS032	4,875	95,97	96,43	6,916	55	95,98	96,13	774 Hari	↓



Tim Riset:
 Deklamet/ Dealer FI - Ext:7952 - kemas.yudho@banksumselbabel.com
 Disclaimer/ Pernyataan bebas tanggung jawab: Semua data dalam lembar ini hanya digunakan sebagai informasi. Kinerja masa lalu bukan merupakan indikasi kinerja masa depan atau perkiraan performa atas suatu instrumen. Informasi yang dimuat dalam lembar ini diperoleh dari sumber yang dapat dipercaya, namun BPD Sumsel Babel tidak menjamin kelengkapan atau akurasi. Data, opini dan perkiraan yang diungkapkan dapat berubah tanpa pemberitahuan dan BPD Sumsel Babel tegas meniadakan setiap dan semua tanggung jawab atas pernyataan dan jaminan, tersurat maupun tersirat, yang tercantum di sini, atau yang tidak dicantumkan.