

Fixed Income Daily Report

Monday, 20 May 2024 09:08:51

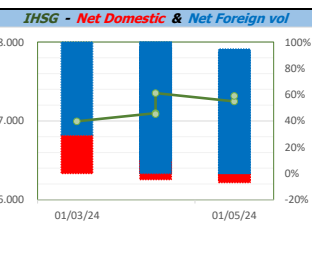
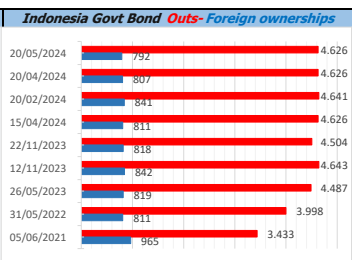
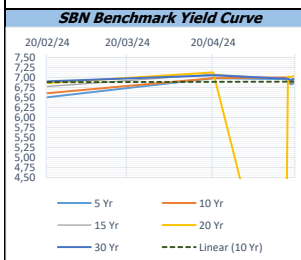
Global Market				Policy rates				
Indicator	price yesterday	TOD price	% chg.	Indicator	Date	Last	Prev.	Trend
USD/IDR Today	15955	15967	0,08%	BI-7 DS RR		6,25	6,00	↑
SGD/IDR Spot	11850	11870	0,17%	BI - Depfac	24/04/2024	5,50	5,25	↑
MYR/IDR Spot	3408	3408	0,01%	BI - LF		7,00	6,75	↑
SAR/IDR Spot	4255	4258	0,07%	US Fed's Current Range		5,50	5,50	→
US - Dow Jones Industrial Average	39869	40004	0,34%	LPS IDR		4,25	4,25	→
Tokyo - Nikkei 225	38787	39415	1,59%	LPS USD	01/02/2024	2,25	2,25	→
Hong Kong - Hang Seng Index	19554	19632	0,40%	LPS BPR		6,75	6,75	→
Singapore - Srait Time Index STI	3313	3313	0,00%					
Indonesia - IHSG	7317	7349	0,44%					
WTI Crude Oil Future/ barrel (May. 2024)	82,85	82,85	0,00%					
Gold Spot \$/Oz	2436,20	2436,62	0,02%					
Ice Newcastle Coal/ metric ton	143,50	141,50	-1,41%					
Malaysia CPO Contract (MYR/Metric ton)	3801,00	3801,00	0,00%					

Indonesia Economic Data (in US\$ Billion, or percentage)				
Indicator	Date	Last	Prev.	Trend
GDP (Gross Domestic Bruto)	31/03/2024	5,11	5,04	↑
CPI (YoY)	30/04/2024	3,00	3,05	↓
CPI Core (YoY)	30/04/2024	1,82	2,82	↓
CPI (MoM)	31/03/2024	0,25	0,52	↓
Trade Balance (USD Billion)	30/04/2024	\$ 3.559	\$ 4.578	↓
Export Growth	30/04/2024	\$ 1,72	\$ -3,75	↑
Import Growth	30/04/2024	\$ 4,62	\$ -12,76	↑
Foreign Reserves	30/04/2024	\$ 136,20	\$ 140,39	↓
Balance of Payment	31/12/2023	\$ -1.290	\$ -1.039	↓

Foreign currency (US\$) and Money Market (Rp.)				
Tenor	Sett. Date	BID	OFFER	Gap.
TOD	20/05/2024	15.965	159	-15806,00
TOM	21/05/2024	15.965	160	-15805,80
SPOT	22/05/2024	15.965	160	-15805,80
NDF 1Mo.	24/06/2024	15.965	15.975	10,00
D-NDF 3Mo.	22/08/2024	15.990	16.007	17,00
1 Wk.	29/05/2024	15.968	163	-15804,87
2 Wk.	05/06/2024	15.969	166	-15803,82
1 Mo.	24/06/2024	15.975	171	-15804,10
2 Mo.	22/07/2024	15.985	184	-15801,00
3 Mo.	22/08/2024	15.998	196	-15801,64
6 Mo.	22/11/2024	16.039	240	-15798,50
1 Yr.	22/05/2025	16.135	344	-15791,00

Money Market Rates (ACT/360)									
RATE	O/N	1 Wk	2 Wk	1 Mo	2 Mo	3 Mo	6 Mo	9 Mo	1 Yr
INTERBANK (IDR)	6,01%	6,55%	6,68%	6,90%	6,03%	#VALUE!	no data	no data	no data
INTERBANK (USD)	5,34%	5,38%	5,39%	5,44%	5,46%	5,52%	5,53%	5,53%	5,51%
INDONESIA	6,01%								
SIBOR (SGD)	0,10%	0,14%	no data	0,17%	0,21%	0,25%	0,35%	0,47%	0,58%
LIBOR (USD)	5,06%	no data	no data	5,43%	no data	5,59%	5,71%	no data	6,04%
JIBOR (IDR)	6,01%	6,52%	no data	6,90%	no data	7,18%	7,30%	no data	7,45%

Indonesia Government Bond									
Seri	Coupon	Bid	Offer	Bid Yield	Day(s) to Next Coupon	Last Week	Last Month	Day(s) to maturity	Trend
FR0064	6,125	97,60	97,85	6,822	177	97,73	96,49	1434 Hari	↓
FR0081	6,500	99,89	100,15	6,603	24	100,02	99,46	384 Hari	↓
FR0084	7,250	101,03	101,35	6,605	85	101,13	100,65	625 Hari	↓
FR0090	5,125	95,62	96,04	6,813	146	95,83	95,17	1044 Hari	↓
FR0091	6,375	97,10	97,42	6,856	146	97,26	95,30	2845 Hari	↓
FR0092	7,125	101,93	102,51	6,935	24	102,22	99,68	6508 Hari	↓
FR0093	6,375	94,89	95,59	6,973	54	95,24	94,33	4736 Hari	↓
FR0089	6,875	99,10	99,70	6,948	85	99,40	96,63	9810 Hari	↓
FR0095	6,375	98,27	98,63	6,848	85	98,45	97,27	1525 Hari	↓
FR0096	7,000	100,80	101,30	6,875	85	101,05	98,92	3147 Hari	↓
PBS012	8,875	113,30	113,88	6,595	177	113,59	113,50	2696 Hari	↓
PBS003	6,000	98,48	98,93	6,630	54	98,71	98,96	955 Hari	↓
PBS031	4,000	99,55	99,64	6,913	54	99,60	99,43	53 Hari	↓
PBS033	6,750	98,86	99,46	6,848	24	99,16	98,86	8309 Hari	↓
PBS036	5,375	98,13	98,50	6,969	85	98,32	98,41	444 Hari	↓
PBS037	6,875	101,33	101,53	6,709	116	101,43	101,49	4256 Hari	↓
PBS029	6,375	98,30	99,35	6,611	116	98,83	98,11	3535 Hari	↓
PBS034	6,500	97,74	98,63	6,741	24	98,18	98,04	5427 Hari	↓
FR0100	6,625	97,82	98,89	6,935	85	97,82	95,87	3507 Hari	↓
FR0101	6,875	100,04	100,35	6,864	146	100,20	98,94	1764 Hari	↓
FR0102	6,875	98,88	99,57	6,963	54	99,22	97,17	10860 Hari	↓
FR0098	7,125	101,89	102,49	6,912	24	102,19	99,42	5067 Hari	↓
FR0097	7,125	100,92	101,47	7,036	24	102,14	100,12	6868 Hari	↓
PBS038	6,875	98,54	99,01	6,998	24	98,77	98,86	9210 Hari	↓
PBS004	6,100	95,18	95,91	6,666	85	95,55	95,27	4588 Hari	↓
PBS030	5,875	96,87	97,41	6,749	54	97,14	97,21	1494 Hari	↓
PBS039	6,625	98,13	98,86	6,810	54	98,50	98,34	6177 Hari	↓
PBS032	4,875	95,97	96,44	6,918	54	96,21	96,13	773 Hari	↓



Disclaimer/ Pernyataan bebas tanggung jawab: Semua data dalam lembar ini hanya digunakan sebagai informasi. Kinerja masa lalu bukan merupakan indikasi kinerja masa depan atau perkiraan performa atas suatu instrumen. Informasi yang dimuat dalam lembar ini diperoleh dari sumber yang dapat dipercaya, namun BPD SumSel Babel tidak menjamin kelengkapan atau akurasi. Data, opini dan perkiraan yang diungkapkan dapat berubah tanpa pemberitahuan dan BPD SumSel Babel tegas menolak setiap dan semua tanggung jawab atas pernyataan dan jaminan, tersurat maupun tersirat, yang tercantum di sini, atau yang tidak dicantumkan.