

Fixed Income Daily Report

Wednesday, 22 May 2024 09:00:12

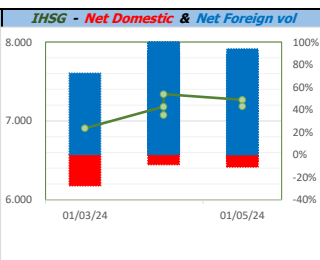
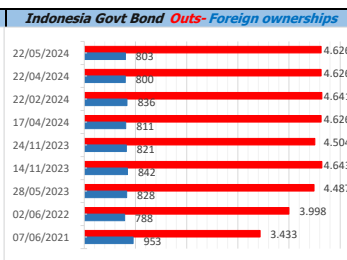
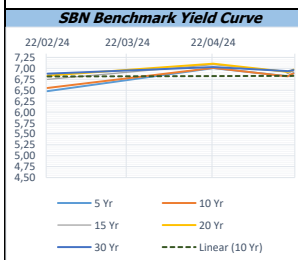
Global Market				Policy rates				
Indicator	price yesterday	TOD price	% chg.	Indicator	Date	Last	Prev.	Trend
USD/IDR Today	15975	15995	0,13%	BI-7 DS RR		6,25	6,00	↑
SGD/IDR Spot	11879	11873	-0,05%	BI - Depfac	24/04/2024	5,50	5,25	↑
MYR/IDR Spot	3411	3409	-0,09%	BI - LF		7,00	6,75	↑
SAR/IDR Spot	4266	4266	0,00%	US Fed's Current Range		5,50	5,50	→
US - Dow Jones Industrial Average	39807	39873	0,17%	LPS IDR		4,25	4,25	→
Tokyo - Nikkei 225	38947	38646	-0,78%	LPS USD	01/02/2024	2,25	2,25	→
Hong Kong - Hang Seng Index	19221	19167	-0,28%	LPS BPR		6,75	6,75	→
Singapore - Srait Time Index STI	3314	3308	-0,19%					
Indonesia - IHSG	7186	7217	0,44%					
WTI Crude Oil Future/ barrel (May. 2024)	82,85	82,85	0,00%					
Gold Spot \$/Oz	2422,42	2422,80	0,02%					
Ice Newcastle Coal/ metric ton	141,00	142,05	0,74%					
Malaysia CPO Contract (MYR/Metric ton)	3801,00	3801,00	0,00%					

Indonesia Economic Data (in US\$ Billion, or percentage)				
Indicator	Date	Last	Prev.	Trend
GDP (Gross Domestic Bruto)	31/03/2024	5,11	5,04	↑
CPI (YoY)	30/04/2024	3,00	3,05	↓
CPI Core (YoY)	30/04/2024	1,82	2,82	↓
CPI (MoM)	31/03/2024	0,25	0,52	↓
Trade Balance (USD Billion)	30/04/2024	\$ 3.559	\$ 4.578	↓
Export Growth	30/04/2024	\$ 1,72	\$ -3,75	↑
Import Growth	30/04/2024	\$ 4,62	\$ -12,76	↑
Foreign Reserves	30/04/2024	\$ 136,20	\$ 140,39	↓
Balance of Payment	31/03/2024	\$ -2.161	\$ -1.120	↓

Foreign currency (US\$) and Money Market (Rp.)				
Tenor	Sett. Date	BID	OFFER	Gap.
TOD	22/05/2024	15.990	15.999	9,00
TOM	23/05/2024	15.990	16.000	9,92
SPOT	28/05/2024	15.990	16.000	9,92
NDF 1Mo.	28/06/2024	15.978	15.986	8,00
D-NDF 3Mo.	28/08/2024	16.001	16.016	15,00
1 Wk.	04/06/2024	15.992	16.002	9,82
2 Wk.	11/06/2024	15.996	16.006	10,00
1 Mo.	28/06/2024	16.002	16.011	9,47
2 Mo.	29/07/2024	16.010	16.025	15,00
3 Mo.	28/08/2024	16.023	16.038	14,50
6 Mo.	29/11/2024	16.064	16.077	13,25
1 Yr.	28/05/2025	16.161	16.182	20,50

Money Market Rates (ACT/360)									
RATE	O/N	1 Wk	2 Wk	1 Mo	2 Mo	3 Mo	6 Mo	9 Mo	1 Yr
INTERBANK (IDR)	6,05%	6,38%	6,70%	6,95%	5,83%	#VALUE!	no data	no data	no data
INTERBANK (USD)	5,38%	5,39%	5,39%	5,47%	5,45%	5,49%	5,53%	5,54%	5,51%
INDONESIA 6,05%									
SIBOR (SGD)	0,10%	0,14%	no data	0,17%	0,21%	0,25%	0,35%	0,47%	0,58%
LIBOR (USD)	5,06%	no data	no data	5,44%	no data	5,59%	5,72%	no data	6,04%
JIBOR (IDR)	6,05%	6,52%	no data	6,90%	no data	7,18%	7,30%	no data	7,45%

Indonesia Government Bond									
Seri	Coupon	Bid	Offer	Bid Yield	Day(s) to Next Coupon	Last Week	Last Month	Day(s) to maturity	Trend
FR0064	6,125	97,48	97,80	6,861	171	97,73	96,49	1428 Hari	↓
FR0081	6,500	99,94	100,08	6,559	18	99,36	99,36	378 Hari	↑
FR0084	7,250	100,96	101,33	6,639	79	101,13	100,65	619 Hari	↑
FR0090	5,125	95,64	95,93	6,811	140	95,83	95,17	1038 Hari	↓
FR0091	6,375	96,86	97,25	6,896	140	97,26	95,30	2840 Hari	↓
FR0092	7,125	101,64	102,28	6,963	18	102,22	99,68	6502 Hari	↓
FR0093	6,375	95,06	95,81	6,953	48	95,24	94,33	4730 Hari	↓
FR0089	6,875	98,83	99,64	6,970	79	95,99	95,99	9804 Hari	↑
FR0095	6,375	98,33	98,75	6,834	79	98,45	97,27	1519 Hari	↓
FR0096	7,000	100,45	100,89	6,927	79	101,05	98,92	3141 Hari	↓
PBS012	8,875	113,20	113,79	6,607	171	113,59	113,50	2690 Hari	↓
PBS003	6,000	98,48	98,94	6,634	48	98,71	98,96	949 Hari	↓
PBS031	4,000	99,57	99,66	7,123	48	99,60	99,43	47 Hari	↓
PBS033	6,750	98,86	99,47	6,849	18	99,16	98,86	8303 Hari	↓
PBS036	5,375	98,27	98,39	6,866	79	98,35	98,53	438 Hari	↓
PBS037	6,875	101,33	101,53	6,709	110	101,43	101,49	4250 Hari	↓
PBS029	6,375	98,31	99,41	6,611	110	98,83	98,11	3529 Hari	↓
PBS034	6,500	97,55	98,45	6,761	18	98,18	98,04	5421 Hari	↓
FR0100	6,625	98,20	98,49	6,881	79	98,62	96,07	3501 Hari	↓
FR0101	6,875	99,91	100,26	6,895	140	100,20	98,94	1759 Hari	↓
FR0102	6,875	98,88	99,51	6,963	48	99,22	97,17	10854 Hari	↓
FR0098	7,125	101,67	101,92	6,937	18	102,19	99,42	5061 Hari	↓
FR0097	7,125	101,59	102,07	6,972	18	102,15	99,91	6862 Hari	↓
PBS038	6,875	98,53	99,01	6,999	18	98,77	98,86	9204 Hari	↓
PBS004	6,100	93,80	94,53	6,837	79	95,55	95,27	4582 Hari	↓
PBS030	5,875	96,87	97,41	6,752	48	97,14	97,21	1488 Hari	↓
PBS039	6,625	98,12	98,61	6,811	48	98,50	98,34	6171 Hari	↓
PBS032	4,875	95,98	96,42	6,931	48	96,21	96,13	767 Hari	↓



Tim Riset:
 Kemas Yudho - Dealer FI - Ext:7952 - kemas.yudho@banksumselbabel.com
 Disclaimer/ Pernyataan bebas tanggung jawab: Semua data dalam lembar ini hanya digunakan sebagai informasi. Kinerja masa lalu bukan merupakan indikasi kinerja masa depan atau penilaian performa atas suatu instrumen. Informasi yang dimuat dalam lembar ini diperoleh dari sumber yang dapat dipercaya, namun BPD Sumsel Babel tidak menjamin kelengkapan atau akurasi. Data, opini dan penilaian yang diungkapkan dapat berubah tanpa pemberitahuan dan BPD Sumsel Babel tegas menolak setiap dan semua tanggung jawab atas pernyataan dan jaminan, tersurat maupun tersembunyi, yang tercantum di sini, atau yang tidak dicantumkan.