

Fixed Income Daily Report

Monday, 27 May 2024 09:02:49

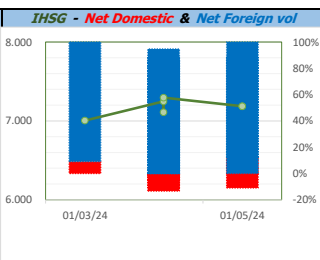
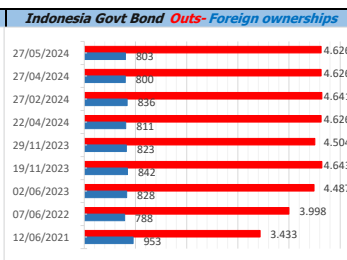
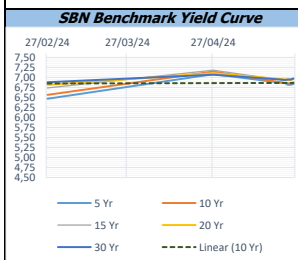
| Global Market | | | | Policy rates | | | | |
|--|-----------------|-----------|--------|------------------------|------------|------|-------|-------|
| Indicator | price yesterday | TOD price | % chg. | Indicator | Date | Last | Prev. | Trend |
| USD/IDR Today | 15995 | 15993 | -0,01% | BI-7 DS RR | | 6,25 | 6,00 | ↑ |
| SGD/IDR Spot | 11873 | 11867 | -0,05% | BI - Depfac | 22/05/2024 | 5,50 | 5,25 | ↑ |
| MYR/IDR Spot | 3411 | 3409 | -0,09% | BI - LF | | 7,00 | 6,75 | ↑ |
| SAR/IDR Spot | 4265 | 4265 | 0,00% | US Fed's Current Range | | 5,50 | 5,50 | → |
| US - Dow Jones Industrial Average | 39065 | 39070 | 0,01% | LPS IDR | | 4,25 | 4,25 | → |
| Tokyo - Nikkei 225 | 38646 | 38738 | 0,24% | LPS USD | 01/02/2024 | 2,25 | 2,25 | → |
| Hong Kong - Hang Seng Index | 18609 | 18669 | 0,32% | LPS BPR | | 6,75 | 6,75 | → |
| Singapore - Srait Time Index STI | 3317 | 3318 | 0,04% | | | | | |
| Indonesia - IHSG | 7186 | 7222 | 0,50% | | | | | |
| WTI Crude Oil Future/ barrel (May. 2024) | 82,85 | 82,85 | 0,00% | | | | | |
| Gold Spot \$/Oz | 2340,00 | 2340,36 | 0,02% | | | | | |
| Ice Newcastle Coal/ metric ton | 142,75 | 142,80 | 0,04% | | | | | |
| Malaysia CPO Contract (MYR/Metric ton) | 3801,00 | 3801,00 | 0,00% | | | | | |

| Indonesia Economic Data (in US\$ Billion, or percentage) | | | | |
|--|------------|-----------|-----------|-------|
| Indicator | Date | Last | Prev. | Trend |
| GDP (Gross Domestic Bruto) | 31/03/2024 | 5,11 | 5,04 | ↑ |
| CPI (YoY) | 30/04/2024 | 3,00 | 3,05 | ↓ |
| CPI Core (YoY) | 30/04/2024 | 1,82 | 2,82 | ↓ |
| CPI (MoM) | 31/03/2024 | 0,25 | 0,52 | ↓ |
| Trade Balance (USD Billion) | 30/04/2024 | \$ 3.559 | \$ 4.578 | ↓ |
| Export Growth | 30/04/2024 | \$ 1,72 | \$ -3,75 | ↑ |
| Import Growth | 30/04/2024 | \$ 4,62 | \$ -12,76 | ↑ |
| Foreign Reserves | 30/04/2024 | \$ 136,20 | \$ 140,39 | ↓ |
| Balance of Payment | 31/03/2024 | \$ -2.161 | \$ -1.120 | ↓ |

| Foreign currency (US\$) and Money Market (Rp.) | | | | |
|--|------------|--------|--------|-------|
| Tenor | Sett. Date | BID | OFFER | Gap. |
| TOD | 27/05/2024 | 15.998 | 15.998 | 0,00 |
| TOM | 28/05/2024 | 16.000 | 16.000 | 0,00 |
| SPOT | 29/05/2024 | 16.000 | 16.000 | 0,00 |
| NDF 1Mo. | 28/06/2024 | 16.029 | 16.039 | 10,00 |
| D-NDF 3Mo. | 29/08/2024 | 16.054 | 16.071 | 17,00 |
| 1 Wk. | 05/06/2024 | 16.001 | 16.001 | 0,00 |
| 2 Wk. | 12/06/2024 | 16.003 | 16.004 | 1,22 |
| 1 Mo. | 28/06/2024 | 16.010 | 16.010 | 0,00 |
| 2 Mo. | 29/07/2024 | 16.021 | 16.021 | 0,00 |
| 3 Mo. | 29/08/2024 | 16.034 | 16.034 | 0,00 |
| 6 Mo. | 29/11/2024 | 16.072 | 16.077 | 4,79 |
| 1 Yr. | 30/05/2025 | 16.173 | 16.173 | 0,00 |

| Money Market Rates (ACT/360) | | | | | | | | | |
|------------------------------|--------------|---------|---------|-------|---------|---------|---------|---------|---------|
| RATE | O/N | 1 Wk | 2 Wk | 1 Mo | 2 Mo | 3 Mo | 6 Mo | 9 Mo | 1 Yr |
| INTERBANK (IDR) | 6,11% | 6,45% | 6,70% | 6,95% | 7,69% | #VALUE! | no data | no data | no data |
| INTERBANK (USD) | 5,34% | 5,39% | 5,40% | 5,45% | 5,48% | 5,52% | 5,54% | 5,58% | 5,57% |
| INDONESIA | 6,11% | | | | | | | | |
| SIBOR (SGD) | 0,10% | 0,14% | no data | 0,17% | 0,21% | 0,25% | 0,35% | 0,47% | 0,58% |
| LIBOR (USD) | 5,06% | no data | no data | 5,44% | no data | 5,60% | 5,74% | no data | 6,04% |
| JIBOR (IDR) | 6,11% | 6,52% | no data | 6,90% | no data | 7,18% | 7,30% | no data | 7,45% |

| Indonesia Government Bond | | | | | | | | | |
|---------------------------|--------|--------|--------|-----------|-----------------------|-----------|------------|--------------------|-------|
| Seri | Coupon | Bid | Offer | Bid Yield | Day(s) to Next Coupon | Last Week | Last Month | Day(s) to maturity | Trend |
| FR0064 | 6,125 | 97,51 | 97,79 | 6,842 | 170 | 97,65 | 96,49 | 1427 Hari | ↓ |
| FR0081 | 6,500 | 99,90 | 100,10 | 6,570 | 17 | 100,00 | 99,36 | 377 Hari | ↓ |
| FR0084 | 7,250 | 100,72 | 101,23 | 6,617 | 78 | 100,97 | 100,65 | 618 Hari | ↓ |
| FR0090 | 5,125 | 95,65 | 95,91 | 6,812 | 139 | 95,78 | 95,17 | 1037 Hari | ↓ |
| FR0091 | 6,375 | 97,10 | 97,55 | 6,878 | 139 | 97,33 | 95,30 | 2839 Hari | ↓ |
| FR0092 | 7,125 | 101,71 | 102,41 | 6,957 | 17 | 102,06 | 99,68 | 6501 Hari | ↓ |
| FR0093 | 6,375 | 94,99 | 95,73 | 6,962 | 47 | 95,36 | 94,33 | 4729 Hari | ↓ |
| FR0089 | 6,875 | 98,85 | 99,64 | 6,969 | 78 | 99,25 | 95,99 | 9803 Hari | ↓ |
| FR0095 | 6,375 | 98,38 | 98,68 | 6,817 | 78 | 98,53 | 97,27 | 1518 Hari | ↓ |
| FR0096 | 7,000 | 100,68 | 101,07 | 6,893 | 78 | 100,88 | 98,92 | 3140 Hari | ↓ |
| PBS012 | 8,875 | 113,24 | 113,84 | 6,599 | 170 | 113,54 | 113,50 | 2689 Hari | ↓ |
| PBS003 | 6,000 | 98,48 | 98,94 | 6,634 | 47 | 98,71 | 98,96 | 948 Hari | ↓ |
| PBS031 | 4,000 | 99,60 | 99,72 | 6,949 | 47 | 99,66 | 99,43 | 46 Hari | ↓ |
| PBS033 | 6,750 | 98,86 | 99,47 | 6,849 | 17 | 99,16 | 98,86 | 8302 Hari | ↓ |
| PBS036 | 5,375 | 98,27 | 98,39 | 6,870 | 78 | 98,33 | 98,53 | 437 Hari | ↓ |
| PBS037 | 6,875 | 101,33 | 101,53 | 6,709 | 109 | 101,43 | 101,49 | 4249 Hari | ↓ |
| PBS029 | 6,375 | 98,31 | 99,41 | 6,610 | 109 | 98,86 | 98,11 | 3528 Hari | ↓ |
| PBS034 | 6,500 | 97,53 | 98,44 | 6,763 | 17 | 97,99 | 98,04 | 5420 Hari | ↓ |
| FR0100 | 6,625 | 98,22 | 98,53 | 6,877 | 78 | 98,38 | 96,07 | 3500 Hari | ↓ |
| FR0101 | 6,875 | 100,14 | 100,29 | 6,830 | 139 | 100,23 | 98,94 | 1758 Hari | ↓ |
| FR0102 | 6,875 | 98,73 | 99,36 | 6,975 | 47 | 99,05 | 97,17 | 10853 Hari | ↓ |
| FR0098 | 7,125 | 101,51 | 102,00 | 6,954 | 17 | 101,75 | 99,42 | 5060 Hari | ↓ |
| FR0097 | 7,125 | 101,64 | 102,20 | 6,968 | 17 | 101,92 | 99,91 | 6861 Hari | ↓ |
| PBS038 | 6,875 | 98,53 | 99,01 | 6,999 | 17 | 98,77 | 98,86 | 9203 Hari | ↓ |
| PBS004 | 6,100 | 93,78 | 94,53 | 6,838 | 78 | 94,15 | 95,27 | 4581 Hari | ↓ |
| PBS030 | 5,875 | 96,87 | 97,41 | 6,752 | 47 | 97,14 | 97,21 | 1487 Hari | ↓ |
| PBS039 | 6,625 | 98,13 | 98,86 | 6,810 | 47 | 98,50 | 98,34 | 6170 Hari | ↓ |
| PBS032 | 4,875 | 95,98 | 96,41 | 6,933 | 47 | 96,20 | 96,13 | 766 Hari | ↓ |



Tim Riset:
 Kemas Yudho - Dealer FI - Ext.7952 - kemas.yudho@banksumselbabel.com
 Disclaimer/ Pernyataan bebas tanggung jawab: Semua data dalam lembar ini hanya digunakan sebagai informasi. Kinerja masa lalu bukan merupakan indikasi kinerja masa depan atau penilaian performa atas suatu instrumen. Informasi yang dimuat dalam lembar ini diperoleh dari sumber yang dapat dipercaya, namun BPD Sumsel Babel tidak menjamin kelengkapan atau akurasi. Data, opini dan penilaian yang diungkapkan dapat berubah tanpa pemberitahuan dan BPD Sumsel Babel tegas menolak setiap dan semua tanggung jawab atas pernyataan dan jaminan, tersurat maupun terasas, yang tercantum di sini, atau yang tidak dicantumkan.