

Fixed Income Daily Report

Tuesday, 28 May 2024 09:01:05

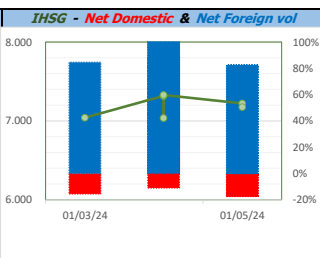
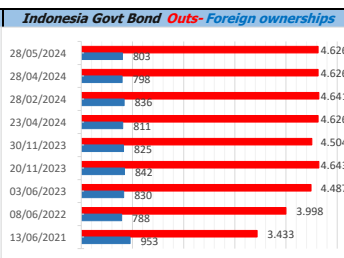
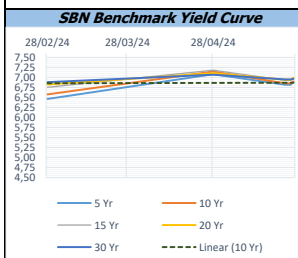
Global Market				Policy rates				
Indicator	price yesterday	TOD price	% chg.	Indicator	Date	Last	Prev.	Trend
USD/IDR Today	15993	16065	0,45%	BI-7 DS RR		6,25	6,00	↑
SGD/IDR Spot	11867	11901	0,28%	BI - Depfac	22/05/2024	5,50	5,25	↑
MYR/IDR Spot	3409	3416	0,22%	BI - LF		7,00	6,75	↑
SAR/IDR Spot	4285	4285	0,00%	US Fed's Current Range		5,50	5,50	→
US - Dow Jones Industrial Average	39065	39070	0,01%	LPS IDR		4,25	4,25	→
Tokyo - Nikkei 225	38900	38772	-0,33%	LPS USD	01/02/2024	2,25	2,25	→
Hong Kong - Hang Seng Index	18827	18798	-0,16%	LPS BPR		6,75	6,75	→
Singapore - Srait Time Index STI	3318	3327	0,26%					
Indonesia - IHSG	7176	7261	1,17%					
WTI Crude Oil Future/ barrel (May. 2024)	82,85	82,85	0,00%					
Gold Spot \$/Oz	2354,94	2355,31	0,02%					
Ice Newcastle Coal/ metric ton	142,80	142,80	0,00%					
Malaysia CPO Contract (MYR/Metric ton)	3801,00	3801,00	0,00%					

Indonesia Economic Data (in US\$ Billion, or percentage)				
Indicator	Date	Last	Prev.	Trend
GDP (Gross Domestic Bruto)	31/03/2024	5,11	5,04	↑
CPI (YoY)	30/04/2024	3,00	3,05	↓
CPI Core (YoY)	30/04/2024	1,82	2,82	↓
CPI (MoM)	31/03/2024	0,25	0,52	↓
Trade Balance (USD Billion)	30/04/2024	\$ 3.559	\$ 4.578	↓
Export Growth	30/04/2024	\$ 1,72	\$ -3,75	↑
Import Growth	30/04/2024	\$ 4,62	\$ -12,76	↑
Foreign Reserves	30/04/2024	\$ 136,20	\$ 140,39	↓
Balance of Payment	31/03/2024	\$ -2.161	\$ -1.120	↓

Foreign currency (US\$) and Money Market (Rp.)				
Tenor	Sett. Date	BID	OFFER	Gap.
TOD	28/05/2024	16.075	16.070	-5,00
TOM	29/05/2024	16.075	16.070	-4,84
SPOT	30/05/2024	16.075	16.070	-4,84
NDF 1Mo.	28/06/2024	16.077	16.086	9,00
D-NDF 3Mo.	30/08/2024	16.100	16.113	13,00
1 Wk.	06/06/2024	16.077	16.073	-3,97
2 Wk.	13/06/2024	16.079	16.076	-3,53
1 Mo.	28/06/2024	16.085	16.082	-3,50
2 Mo.	30/07/2024	16.095	16.095	0,00
3 Mo.	30/08/2024	16.108	16.108	0,00
6 Mo.	29/11/2024	16.148	16.147	-0,78
1 Yr.	30/05/2025	16.245	16.250	5,00

Money Market Rates (ACT/360)									
RATE	O/N	1 Wk	2 Wk	1 Mo	2 Mo	3 Mo	6 Mo	9 Mo	1 Yr
INTERBANK (IDR)	6,12%	6,45%	6,70%	6,95%	6,05%	#VALUE!	no data	no data	no data
INTERBANK (USD)	5,36%	5,38%	5,40%	5,46%	5,48%	5,50%	5,55%	5,58%	5,59%
INDONESIA	6,12%								
SIBOR (SGD)	0,10%	0,14%	no data	0,17%	0,21%	0,25%	0,35%	0,47%	0,58%
LIBOR (USD)	5,06%	no data	no data	5,44%	no data	5,60%	5,74%	no data	6,04%
JIBOR (IDR)	6,12%	6,51%	no data	6,90%	no data	7,18%	7,30%	no data	7,45%

Indonesia Government Bond									
Seri	Coupon	Bid	Offer	Bid Yield	Day(s) to Next Coupon	Last Week	Last Month	Day(s) to maturity	Trend
FR0064	6,125	97,41	97,77	6,882	169	97,65	96,49	1426 Hari	↓
FR0081	6,500	99,89	100,09	6,605	16	100,00	99,36	376 Hari	↓
FR0084	7,250	100,89	101,42	6,682	77	100,97	100,65	617 Hari	↓
FR0090	5,125	95,64	95,96	6,814	138	95,78	95,17	1036 Hari	↓
FR0091	6,375	97,10	97,53	6,856	138	97,33	95,30	2838 Hari	↓
FR0092	7,125	101,22	102,31	6,987	16	102,06	99,68	6500 Hari	↓
FR0093	6,375	94,85	95,51	6,979	46	95,36	94,33	4728 Hari	↓
FR0089	6,875	98,85	99,64	6,969	77	99,25	95,99	9802 Hari	↓
FR0095	6,375	98,33	98,67	6,834	77	98,53	97,27	1517 Hari	↓
FR0096	7,000	100,72	101,01	6,887	77	100,88	98,92	3139 Hari	↓
PBS012	8,875	113,01	113,61	6,636	169	113,54	113,50	2688 Hari	↓
PBS003	6,000	98,62	98,87	6,578	46	98,71	98,96	947 Hari	↓
PBS031	4,000	99,60	99,72	7,027	46	99,66	99,43	45 Hari	↓
PBS033	6,750	98,50	99,11	6,880	16	99,16	98,86	8301 Hari	↓
PBS036	5,375	98,27	98,40	6,874	77	98,33	98,53	436 Hari	↓
PBS037	6,875	100,95	101,65	6,756	108	101,43	101,49	4248 Hari	↓
PBS029	6,375	97,46	98,66	6,732	108	98,86	98,11	3527 Hari	↓
PBS034	6,500	97,36	98,27	6,782	16	97,99	98,04	5419 Hari	↓
FR0100	6,625	98,06	98,41	6,900	77	98,38	96,07	3499 Hari	↓
FR0101	6,875	99,92	100,17	6,893	138	100,23	98,94	1757 Hari	↓
FR0102	6,875	98,86	99,49	6,965	46	99,05	97,17	10852 Hari	↓
FR0098	7,125	101,39	101,80	6,968	16	101,75	99,42	5059 Hari	↓
FR0097	7,125	101,39	102,18	6,992	16	101,92	99,91	6860 Hari	↓
PBS038	6,875	97,82	98,30	7,060	16	98,77	98,86	9202 Hari	↓
PBS004	6,100	93,50	94,25	6,873	77	94,15	95,27	4580 Hari	↓
PBS030	5,875	96,83	97,40	6,764	46	97,14	97,21	1486 Hari	↓
PBS039	6,625	98,14	98,86	6,810	46	98,50	98,34	6169 Hari	↓
PBS032	4,875	95,96	96,39	6,943	46	96,20	96,13	765 Hari	↓



Tim Riset:

Kemas Yudho - Dealer FI - Ext:7952 - kemas.yudho@banksumselbabel.com

Disclaimer/ Pernyataan bebas tanggung jawab: Semua data dalam lembar ini hanya digunakan sebagai informasi. Kinerja masa lalu bukan merupakan indikasi kinerja masa depan atau perkiraan performa atau suatu instrumen. Informasi yang dimuat dalam lembar ini diperoleh dari sumber yang dapat dipercaya, namun BPD Sumsel Babel tidak menjamin kelengkapan atau akurasi. Data, opini dan perkiraan yang diungkapkan dapat berubah tanpa pemberitahuan dan BPD Sumsel Babel tegas menolak setiap dan semua tanggung jawab atas pernyataan dan jaminan, tersurat maupun terasur, yang tercantum di sini, atau yang tidak dicantumkan.