

Fixed Income Daily Report

Wednesday, 29 May 2024 09:01:51

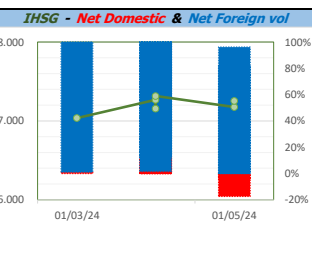
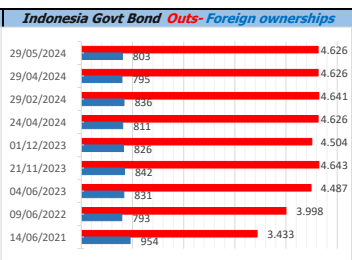
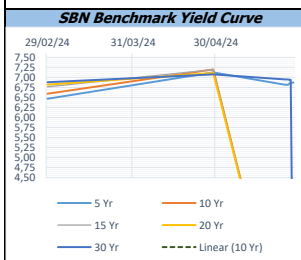
Global Market				Policy rates				
Indicator	price yesterday	TOD price	% chg.	Indicator	Date	Last	Prev.	Trend
USD/IDR Today	16090	16133	0,27%	BI-7 DS RR		6,25	6,00	↑
SGD/IDR Spot	11901	11939	0,32%	BI - Depfac	22/05/2024	5,50	5,25	↑
MYR/IDR Spot	3428	3433	0,17%	BI - LF		7,00	6,75	↑
SAR/IDR Spot	4290	4302	0,28%	US Fed's Current Range		5,50	5,50	→
US - Dow Jones Industrial Average	39070	38853	-0,56%	LPS IDR		4,25	4,25	→
Tokyo - Nikkei 225	38855	38694	-0,42%	LPS USD	01/02/2024	2,25	2,25	→
Hong Kong - Hang Seng Index	18821	18569	-1,36%	LPS BPR		6,75	6,75	→
Singapore - Srait Time Index STI	3330	3332	0,05%					
Indonesia - IHSG	7254	7246	-0,11%					
WTI Crude Oil Future/ barrel (May. 2024)	82,85	82,85	0,00%					
Gold Spot \$/Oz	2356,39	2356,78	0,02%					
Ice Newcastle Coal/ metric ton	142,80	142,40	-0,28%					
Malaysia CPO Contract (MYR/Metric ton)	3801,00	3801,00	0,00%					

Indonesia Economic Data (in US\$ Billion, or percentage)				
Indicator	Date	Last	Prev.	Trend
GDP (Gross Domestic Bruto)	31/03/2024	5,11	5,04	↑
CPI (YoY)	30/04/2024	3,00	3,05	↓
CPI Core (YoY)	30/04/2024	1,82	2,82	↓
CPI (MoM)	31/03/2024	0,25	0,52	↓
Trade Balance (USD Billion)	30/04/2024	\$ 3.559	\$ 4.578	↓
Export Growth	30/04/2024	\$ 1,72	\$ -3,75	↑
Import Growth	30/04/2024	\$ 4,62	\$ -12,76	↑
Foreign Reserves	30/04/2024	\$ 136,20	\$ 140,39	↓
Balance of Payment	31/03/2024	\$ -2.161	\$ -1.120	↓

Foreign currency (US\$) and Money Market (Rp.)				
Tenor	Sett. Date	BID	OFFER	Gap.
TOD	29/05/2024	16.125	16.140	15,00
TOM	30/05/2024	16.125	16.140	15,15
SPOT	31/05/2024	16.125	16.140	15,15
NDF 1Mo.	28/06/2024	16.142	16.150	8,00
D-NDF 3Mo.	30/08/2024	16.164	16.178	14,00
1 Wk.	07/06/2024	16.126	16.142	15,75
2 Wk.	14/06/2024	16.128	16.145	16,99
1 Mo.	28/06/2024	16.133	16.149	16,50
2 Mo.	31/07/2024	16.143	16.162	19,00
3 Mo.	30/08/2024	16.155	16.176	21,00
6 Mo.	29/11/2024	16.195	16.214	18,93
1 Yr.	30/05/2025	16.289	16.316	27,50

Money Market Rates (ACT/360)									
RATE	O/N	1 Wk	2 Wk	1 Mo	2 Mo	3 Mo	6 Mo	9 Mo	1 Yr
INTERBANK (IDR)	6,01%	6,45%	6,70%	6,95%	7,03%	#VALUE!	no data	no data	no data
INTERBANK (USD)	5,36%	5,39%	5,40%	5,49%	5,48%	5,51%	5,56%	5,59%	5,62%
INDONESIA	6,01%								
SIBOR (SGD)	0,10%	0,14%	no data	0,17%	0,21%	0,25%	0,35%	0,47%	0,58%
LIBOR (USD)	5,06%	no data	no data	5,44%	no data	5,60%	5,74%	no data	6,04%
JIBOR (IDR)	6,01%	6,51%	no data	6,90%	no data	7,18%	7,30%	no data	7,45%

Indonesia Government Bond									
Seri	Coupon	Bid	Offer	Bid Yield	Day(s) to Next Coupon	Last Week	Last Month	Day(s) to maturity	Trend
FR0064	6,125	97,44	97,75	6,872	168	97,65	96,49	1425 Hari	↓
FR0081	6,500	99,88	100,04	6,614	15	100,00	99,36	375 Hari	↓
FR0084	7,250	100,88	101,35	6,687	76	100,97	100,65	616 Hari	↓
FR0090	5,125	95,65	95,97	6,814	137	95,78	95,17	1035 Hari	↓
FR0091	6,375	97,18	97,61	6,842	137	97,33	95,30	2837 Hari	↓
FR0092	7,125	101,40	102,06	6,986	15	102,06	99,68	6499 Hari	↓
FR0093	6,375	94,91	95,58	6,971	45	95,36	94,33	4727 Hari	↓
FR0089	6,875	98,42	98,91	7,005	76	99,25	95,99	9801 Hari	↓
FR0095	6,375	98,44	98,94	6,803	76	98,53	97,27	1516 Hari	↓
FR0096	7,000	100,75	101,11	6,882	76	100,88	98,92	3138 Hari	↓
PBS012	8,875	113,15	113,76	6,612	168	113,54	113,50	2687 Hari	↓
PBS003	6,000	98,62	98,87	6,578	45	98,71	98,96	946 Hari	↓
PBS031	4,000	99,60	99,72	7,120	45	99,66	99,43	44 Hari	↓
PBS033	6,750	98,49	99,11	6,881	15	99,16	98,86	8300 Hari	↓
PBS036	5,375	98,24	98,43	6,909	76	98,32	98,41	435 Hari	↓
PBS037	6,875	101,16	101,60	6,729	107	101,43	101,49	4247 Hari	↓
PBS029	6,375	98,10	98,67	6,640	107	98,86	98,11	3526 Hari	↓
PBS034	6,500	97,82	98,73	6,732	15	97,99	98,04	5418 Hari	↓
FR0100	6,625	98,03	98,29	6,904	76	98,35	95,87	3498 Hari	↓
FR0101	6,875	99,97	100,21	6,881	137	100,23	98,94	1756 Hari	↓
FR0102	6,875	98,41	98,76	7,002	45	98,69	97,18	10851 Hari	↓
FR0098	7,125	101,50	101,87	6,956	15	101,94	99,40	5058 Hari	↓
FR0097	7,125	101,39	101,71	6,992	15	101,20	100,12	6859 Hari	↑
PBS038	6,875	97,82	98,30	7,060	15	98,77	98,86	9201 Hari	↓
PBS004	6,100	93,78	94,53	6,838	76	94,15	95,27	4579 Hari	↓
PBS030	5,875	96,86	97,46	6,757	45	97,14	97,21	1485 Hari	↓
PBS039	6,625	98,13	98,86	6,810	45	98,50	98,34	6168 Hari	↓
PBS032	4,875	96,03	96,45	6,911	45	96,20	96,13	764 Hari	↓



Disclaimer/ Pernyataan bebas tanggung jawab: Semua data dalam lembar ini hanya digunakan sebagai informasi. Kinerja masa lalu bukan merupakan indikasi kinerja masa depan atau penilaian performa atas suatu instrumen. Informasi yang dimuat dalam lembar ini diperoleh dari sumber yang dapat dipercaya, namun BPD Sumsel Babel tidak menjamin kelengkapan atau akurasi. Data, opini dan penilaian yang diungkapkan dapat berubah tanpa pemberitahuan dan BPD Sumsel Babel tegas menolak setiap dan semua tanggung jawab atas pernyataan dan jaminan, tersurat maupun tersirat, yang tercantum di sini, atau yang tidak dicantumkan.