

### Fixed Income Daily Report

Thursday, 30 May 2024 09:01:12

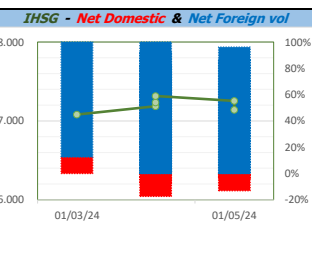
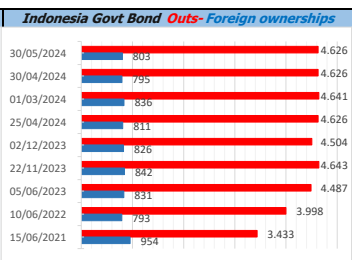
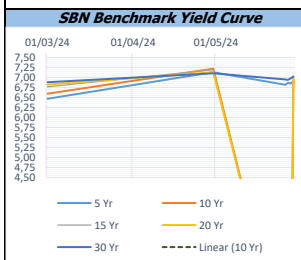
Global Market				Policy rates				
Indicator	price yesterday	TOD price	% chg.	Indicator	Date	Last	Prev.	Trend
USD/IDR Today	16160	16228	0,42%	BI-7 DS RR		6,25	6,00	↑
SGD/IDR Spot	11939	11976	0,31%	BI - Depfac	22/05/2024	5,50	5,25	↑
MYR/IDR Spot	3434	3438	0,11%	BI - LF		7,00	6,75	↑
SAR/IDR Spot	4317	4311	-0,14%	US Fed's Current Range		5,50	5,50	→
US - Dow Jones Industrial Average	38853	38442	-1,07%	LPS IDR		4,25	4,25	→
Tokyo - Nikkei 225	38557	37909	-1,71%	LPS USD	01/02/2024	2,25	2,25	→
Hong Kong - Hang Seng Index	18477	18478	0,01%	LPS BPR		6,75	6,75	→
Singapore - Srait Time Index STI	3323	3320	-0,10%					
Indonesia - IHSG	7140	7108	-0,46%					
WTI Crude Oil Future/ barrel (May. 2024)	82,85	82,85	0,00%					
Gold Spot \$/Oz	2333,73	2334,12	0,02%					
Ice Newcastle Coal/ metric ton	142,40	142,40	0,00%					
Malaysia CPO Contract (MYR/Metric ton)	3801,00	3801,00	0,00%					

Indonesia Economic Data (in US\$ Billion, or percentage)				
Indicator	Date	Last	Prev.	Trend
GDP (Gross Domestic Bruto)	31/03/2024	5,11	5,04	↑
CPI (YoY)	30/04/2024	3,00	3,05	↓
CPI Core (YoY)	30/04/2024	1,82	2,82	↓
CPI (MoM)	31/03/2024	0,25	0,52	↓
Trade Balance (USD Billion)	30/04/2024	\$ 3.559	\$ 4.578	↓
Export Growth	30/04/2024	\$ 1,72	\$ -3,75	↑
Import Growth	30/04/2024	\$ 4,62	\$ -12,76	↑
Foreign Reserves	30/04/2024	\$ 136,20	\$ 140,39	↓
Balance of Payment	31/03/2024	\$ -2.161	\$ -1.120	↓

Foreign currency (US\$) and Money Market (Rp.)				
Tenor	Sett. Date	BID	OFFER	Gap.
TOD	30/05/2024	16.210	16.240	30,00
TOM	31/05/2024	16.210	16.240	30,15
SPOT	03/06/2024	16.210	16.240	30,15
NDF 1Mo.	03/07/2024	16.228	16.239	11,00
D-NDF 3Mo.	03/09/2024	16.253	16.267	14,00
1 Wk.	10/06/2024	16.211	16.242	30,68
2 Wk.	20/06/2024	16.212	16.243	31,14
1 Mo.	03/07/2024	16.214	16.246	32,00
2 Mo.	05/08/2024	16.220	16.256	36,00
3 Mo.	03/09/2024	16.233	16.270	37,00
6 Mo.	03/12/2024	16.270	16.311	40,53
1 Yr.	03/06/2025	16.363	16.408	45,00

Money Market Rates (ACT/360)									
RATE	O/N	1 Wk	2 Wk	1 Mo	2 Mo	3 Mo	6 Mo	9 Mo	1 Yr
INTERBANK (IDR)	6,01%	6,48%	6,70%	6,93%	9,05%	#VALUE!	no data	no data	no data
INTERBANK (USD)	5,37%	5,39%	5,42%	5,43%	5,46%	5,50%	5,54%	5,59%	5,58%
<b>INDONESIA</b>	<b>6,01%</b>								
SIBOR (SGD)	0,10%	0,14%	no data	0,17%	0,21%	0,25%	0,35%	0,47%	0,58%
LIBOR (USD)	5,06%	no data	no data	5,44%	no data	5,61%	5,75%	no data	6,04%
JIBOR (IDR)	6,01%	6,50%	no data	6,90%	no data	7,18%	7,30%	no data	7,45%

Indonesia Government Bond									
Seri	Coupon	Bid	Offer	Bid Yield	Day(s) to Next Coupon	Last Week	Last Month	Day(s) to maturity	Trend
FR0064	6,125	97,47	97,74	6,866	165	97,65	96,49	1422 Hari	↓
FR0081	6,500	99,81	99,97	6,685	12	100,00	99,36	372 Hari	↓
FR0084	7,250	100,84	101,41	6,711	73	100,97	100,65	613 Hari	↓
FR0090	5,125	95,90	96,08	6,714	134	94,83	96,49	1032 Hari	↑
FR0091	6,375	96,98	97,41	6,876	134	97,33	95,30	2834 Hari	↓
FR0092	7,125	101,09	101,89	7,017	12	102,06	99,68	6496 Hari	↓
FR0093	6,375	94,82	95,58	6,983	42	95,36	94,33	4724 Hari	↓
FR0089	6,875	98,07	98,60	7,034	73	99,25	95,99	9798 Hari	↓
FR0095	6,375	98,46	98,81	6,799	73	98,53	97,27	1513 Hari	↓
FR0096	7,000	100,55	100,90	6,912	73	100,88	98,92	3135 Hari	↓
PBS012	8,875	113,07	113,67	6,625	165	113,54	113,50	2684 Hari	↓
PBS003	6,000	98,40	98,91	6,672	42	98,71	98,96	943 Hari	↓
PBS031	4,000	99,61	99,67	7,056	42	99,66	99,43	41 Hari	↓
PBS033	6,750	98,49	99,11	6,881	12	99,16	98,86	8297 Hari	↓
PBS036	5,375	98,23	98,46	6,916	73	98,32	98,41	432 Hari	↓
PBS037	6,875	101,15	101,58	6,731	104	101,43	101,49	4244 Hari	↓
PBS029	6,375	97,92	98,67	6,665	104	98,86	98,11	3523 Hari	↓
PBS034	6,500	97,81	98,72	6,734	12	97,99	98,04	5415 Hari	↓
FR0100	6,625	97,72	97,98	6,949	73	98,35	95,87	3495 Hari	↓
FR0101	6,875	99,82	100,06	6,915	134	100,23	98,94	1753 Hari	↓
FR0102	6,875	98,14	98,60	7,024	42	98,69	97,18	10848 Hari	↓
FR0098	7,125	101,30	101,67	6,977	12	101,94	99,40	5055 Hari	↓
FR0097	7,125	101,08	101,41	7,021	12	101,20	100,12	6856 Hari	↓
PBS038	6,875	97,73	98,21	7,068	12	98,77	98,86	9198 Hari	↓
PBS004	6,100	93,77	94,51	6,840	73	94,15	95,27	4576 Hari	↓
PBS030	5,875	96,84	97,46	6,764	42	97,14	97,21	1482 Hari	↓
PBS039	6,625	98,13	98,86	6,810	42	98,50	98,34	6165 Hari	↓
PBS032	4,875	96,05	96,46	6,904	42	96,20	96,13	761 Hari	↓



Disclaimer/ Pernyataan bebas tanggung jawab: Semua data dalam lembar ini hanya digunakan sebagai informasi. Kinerja masa lalu bukan merupakan indikasi kinerja masa depan atau perkiraan performa atau suatu instrumen. Informasi yang dimuat dalam lembar ini diperoleh dari sumber yang dapat dipercaya, namun BPD Sumsel Babel tidak menjamin kelengkapan atau akurasi. Data, opini dan perkiraan yang diungkapkan dapat berubah tanpa pemberitahuan dan BPD Sumsel Babel tegas menolak setiap dan semua tanggung jawab atas pernyataan dan jaminan, tersurat maupun tersirat, yang tercantum di sini, atau yang tidak dicantumkan.