

Fixed Income Daily Report

Friday, 31 May 2024 09:01:35

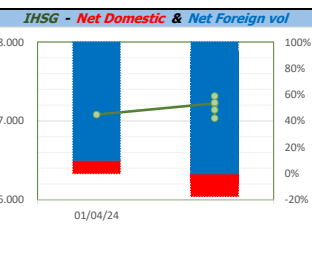
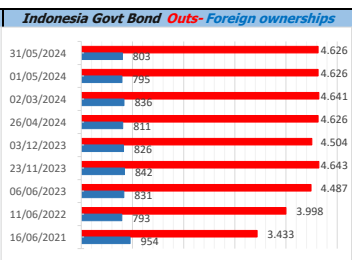
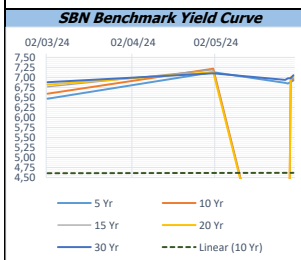
Global Market				Policy rates				
Indicator	price yesterday	TOD price	% chg.	Indicator	Date	Last	Prev.	Trend
USD/IDR Today	16260	16260	0,00%	BI-7 DS RR		6,25	6,00	↑
SGD/IDR Spot	12028	12032	0,03%	BI - Depfac	22/05/2024	5,50	5,25	↑
MYR/IDR Spot	3455	3457	0,07%	BI - LF		7,00	6,75	↑
SAR/IDR Spot	4335	4334	-0,02%	US Fed's Current Range		5,50	5,50	→
US - Dow Jones Industrial Average	38442	38111	-0,87%	LPS IDR		4,25	4,25	→
Tokyo - Nikkei 225	38054	38163	0,28%	LPS USD	01/02/2024	2,25	2,25	→
Hong Kong - Hang Seng Index	18230	18465	1,27%	LPS BPR		6,75	6,75	→
Singapore - Srait Time Index STI	3323	3333	0,30%					
Indonesia - IHSG	7034	7074	0,57%					
WTI Crude Oil Future/ barrel (May. 2024)	82,85	82,85	0,00%					
Gold Spot \$/Oz	2346,61	2346,97	0,02%					
Ice Newcastle Coal/ metric ton	142,40	142,40	0,00%					
Malaysia CPO Contract (MYR/Metric ton)	3801,00	3801,00	0,00%					

Indonesia Economic Data (in US\$ Billion, or percentage)				
Indicator	Date	Last	Prev.	Trend
GDP (Gross Domestic Bruto)	31/03/2024	5,11	5,04	↑
CPI (YoY)	30/04/2024	3,00	3,05	↓
CPI Core (YoY)	30/04/2024	1,82	2,82	↓
CPI (MoM)	31/03/2024	0,25	0,52	↓
Trade Balance (USD Billion)	30/04/2024	\$ 3.559	\$ 4.578	↓
Export Growth	30/04/2024	\$ 1,72	\$ -3,75	↑
Import Growth	30/04/2024	\$ 4,62	\$ -12,76	↑
Foreign Reserves	30/04/2024	\$ 136,20	\$ 140,39	↓
Balance of Payment	31/03/2024	\$ -2.161	\$ -1.120	↓

Foreign currency (US\$) and Money Market (Rp.)				
Tenor	Sett. Date	BID	OFFER	Gap.
TOD	31/05/2024	162	16.270	16108,00
TOM	01/06/2024	162	16.270	16108,15
SPOT	04/06/2024	162	16.270	16108,15
NDF 1Mo.	05/07/2024	16.250	16.265	15,00
D-NDF 3Mo.	04/09/2024	16.271	16.293	22,00
1 Wk.	11/06/2024	163	16.272	16108,80
2 Wk.	20/06/2024	164	16.274	16109,16
1 Mo.	05/07/2024	168	16.277	16109,00
2 Mo.	05/08/2024	173	16.286	16113,00
3 Mo.	04/09/2024	188	16.300	16112,00
6 Mo.	04/12/2024	227	16.340	16112,74
1 Yr.	04/06/2025	312	16.440	16127,50

Money Market Rates (ACT/360)									
RATE	O/N	1 Wk	2 Wk	1 Mo	2 Mo	3 Mo	6 Mo	9 Mo	1 Yr
INTERBANK (IDR)	6,04%	6,48%	6,70%	6,95%	4,39%	#VALUE!	no data	no data	no data
INTERBANK (USD)	5,34%	5,39%	5,40%	5,43%	5,47%	5,50%	5,53%	5,57%	5,57%
INDONESIA 6,04%									
SIBOR (SGD)	0,10%	0,14%	no data	0,17%	0,21%	0,25%	0,35%	0,47%	0,58%
LIBOR (USD)	5,06%	no data	no data	5,44%	no data	5,61%	5,75%	no data	6,04%
JIBOR (IDR)	6,04%	6,50%	no data	6,90%	no data	7,18%	7,30%	no data	7,45%

Indonesia Government Bond									
Seri	Coupon	Bid	Offer	Bid Yield	Day(s) to Next Coupon	Last Week	Last Month	Day(s) to maturity	Trend
FR0064	6,125	97,43	97,68	6,879	164	97,65	96,49	1421 Hari	↓
FR0081	6,500	99,79	99,98	6,708	11	100,00	99,36	371 Hari	↓
FR0084	7,250	100,84	101,31	6,709	72	100,97	100,65	612 Hari	↓
FR0090	5,125	95,77	96,08	6,770	133	94,83	96,49	1031 Hari	↑
FR0091	6,375	96,85	97,25	6,899	133	97,33	95,30	2833 Hari	↓
FR0092	7,125	101,20	101,88	7,006	11	102,06	99,68	6495 Hari	↓
FR0093	6,375	94,93	96,45	6,970	41	95,36	94,33	4723 Hari	↓
FR0089	6,875	98,11	98,63	7,031	72	99,25	95,99	9797 Hari	↓
FR0095	6,375	98,36	98,74	6,828	72	98,53	97,27	1512 Hari	↓
FR0096	7,000	100,40	100,74	6,935	72	100,88	98,92	3134 Hari	↓
PBS012	8,875	113,06	113,66	6,624	164	113,54	113,50	2683 Hari	↓
PBS003	6,000	98,39	98,90	6,676	41	98,71	98,96	942 Hari	↓
PBS031	4,000	99,62	99,68	7,245	41	99,66	99,43	40 Hari	↓
PBS033	6,750	98,60	99,22	6,872	11	99,16	98,86	8296 Hari	↓
PBS036	5,375	98,24	98,46	6,913	72	98,32	98,41	431 Hari	↓
PBS037	6,875	101,15	101,58	6,731	103	101,43	101,49	4243 Hari	↓
PBS029	6,375	97,93	98,67	6,665	103	98,86	98,11	3522 Hari	↓
PBS034	6,500	97,81	98,72	6,734	11	97,99	98,04	5414 Hari	↓
FR0100	6,625	97,63	97,90	6,963	72	98,35	95,87	3494 Hari	↓
FR0101	6,875	99,78	99,98	6,926	133	100,23	98,94	1752 Hari	↓
FR0102	6,875	97,79	98,32	7,052	41	98,69	97,18	10847 Hari	↓
FR0098	7,125	101,22	101,65	6,987	11	101,94	99,40	5054 Hari	↓
FR0097	7,125	101,05	101,44	7,024	11	101,20	100,12	6855 Hari	↓
PBS038	6,875	97,41	97,89	7,095	11	98,77	98,86	9197 Hari	↓
PBS004	6,100	93,78	94,51	6,839	72	94,15	95,27	4575 Hari	↓
PBS030	5,875	96,84	97,43	6,765	41	97,14	97,21	1481 Hari	↓
PBS039	6,625	98,13	98,87	6,811	41	98,50	98,34	6164 Hari	↓
PBS032	4,875	96,05	96,46	6,913	41	96,20	96,13	760 Hari	↓



Tim Riset: Ryan Eka Putra - Dealer FI - Ext.7952 - ryan.ekaputra@banksumselbabel.com

Disclaimer/ Pernyataan bebas tanggung jawab: Semua data dalam lembar ini hanya digunakan sebagai informasi. Kinerja masa lalu bukan merupakan indikasi kinerja masa depan atau penilaian performa atas suatu instrumen. Informasi yang dimuat dalam lembar ini diperoleh dari sumber yang dapat dipercaya, namun BPD Sumsel Babel tidak menjamin kelengkapan atau akurasi. Data, opini dan penilaian yang diungkapkan dapat berubah tanpa pemberitahuan dan BPD Sumsel Babel tegas menolak setiap dan semua tanggung jawab atas pernyataan dan jaminan, tersurat maupun terasur, yang tercantum di sini, atau yang tidak dicantumkan.